This information is provided from TechnologyOne ECM

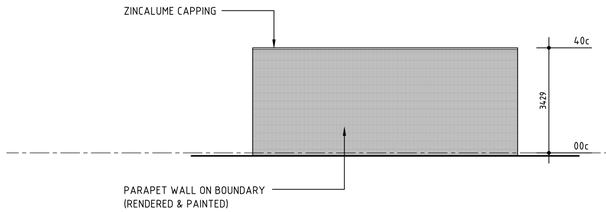

SOUTH WEST ELEVATION 1:100

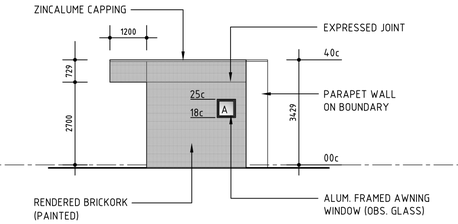

NORTH WEST ELEVATION 1:100

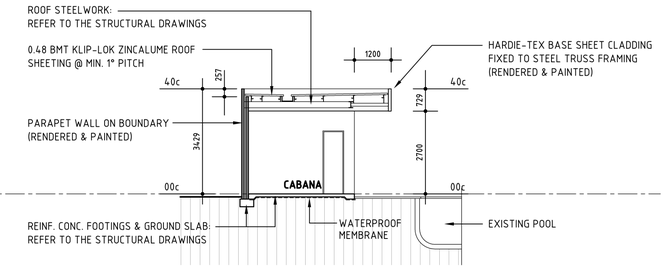

TYPICAL SECTION 1:100

ADVERTISING COPY ONLY
These plans are for advertising of this development application only. These plans are subject to change and may not reflect the final issued as part of the final decision of the application. These plans are not to be reproduced, copied, shared or distributed without the consent of the applicant of this development application.

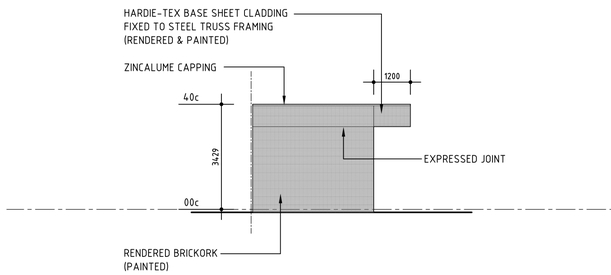

SOUTH EAST ELEVATION 1:100

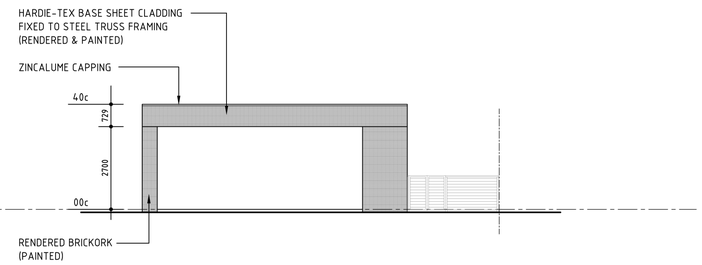

NORTH EAST ELEVATION 1:100

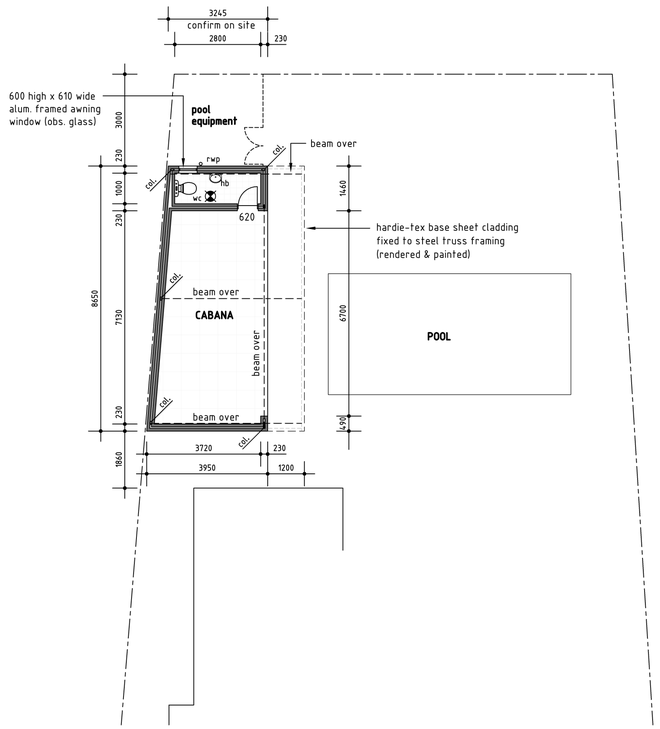

FLOOR PLAN 1:100

INDICATES EXHAUST FAN DUCTED TO OUTSIDE AIR

Zephyr Building Solutions
CDC No: 1400-1
Date: 17/10/2025

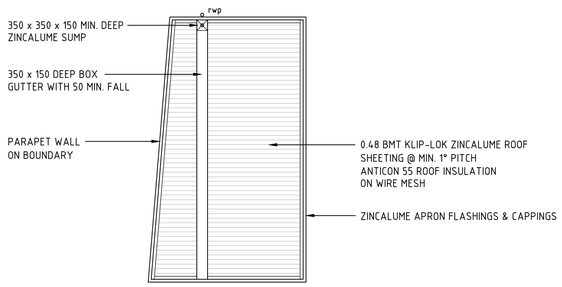

ROOF PLAN 1:100

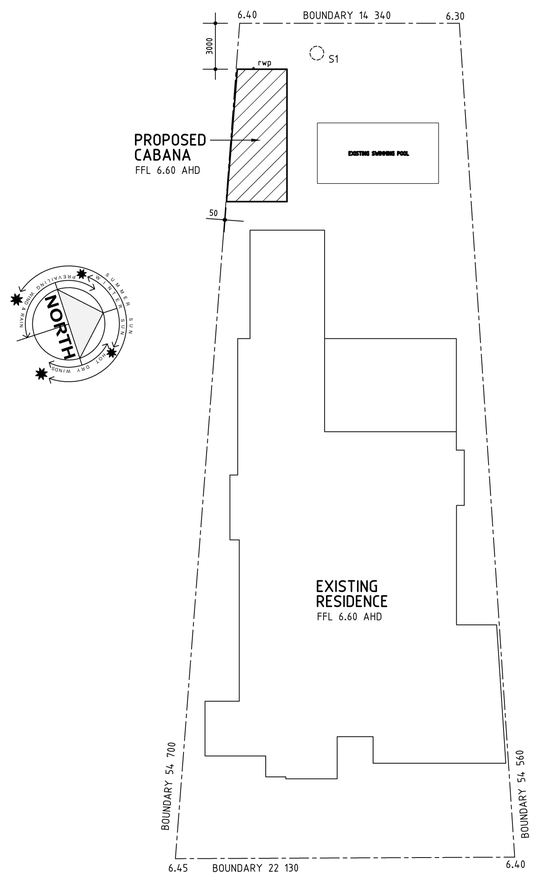

TANSON STREET

SITE PLAN 1:200

ALL LEVELS SHOWN TO AHD

STORMWATER DISPOSAL

IMPERVIOUS AREA ADDED: 39.10m^2
VOLUME TO STORAGE: 0.48m^3 AREA (m^2) x 0.0125 = VOLUME (m^3)

	DIAMETER (mm)	DEPTH (mm)	TANK (No.)	VOLUME (m^3)
S1	900	900	1	0.57

CONNECT RWP TO SOAKWELL WITH 90Ø PVC STORMWATER PIPE
ENSURE SOKWELL IS MINIMUM 1500mm CLEAR OF ALL BUILDING FOOTINGS & LOT BOUNDARIES

REV.	DATE	CHKD	DESCRIPTION
A	01.10.25	GM	ISSUED FOR APPROVAL

MAROCCHI
engineering group
Suite 3, 158 Newcastle Street, Perth W.A. 6000
Tel. (08) 9328 5700

PROJECT
PROPOSED CABANA
25 TANSON STREET,
ATTADALE

SHEET
ARCHITECTURAL SITE PLAN, FLOOR PLAN, ROOF PLAN, ELEVATIONS & SECTION

SIGNED
Gary Marocchi
MIEAust CPEng
Chartered Professional Engineer
Membership No. 220978

DRAWN	RE	SCALE	1:200, 1:100
DESIGNED	GM	DRG No.	2024-262-A1.1
CHECKED	GM	REV.	A

Document Set ID: 7398398
Version: 2, Version Date: 08/06/2026
Print Date: 3 June 2026, 12:24 PM