



**C25/345 Corporate And Community Climate Action Plans Annual  
Report 2024-2025**

---

Mr D Hughes, Manager Sustainability and Performance

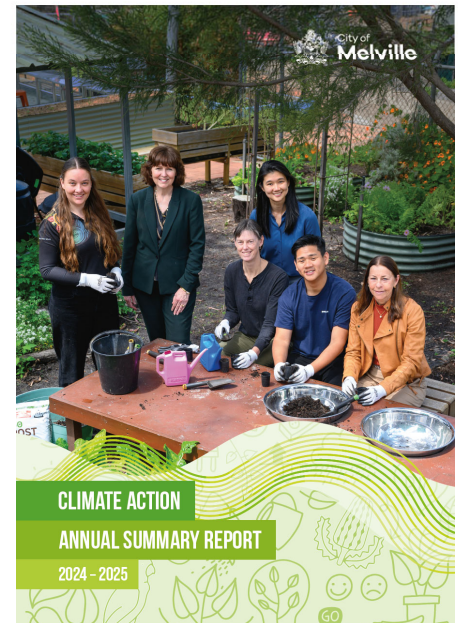


City of  
**Melville**

## Purpose:

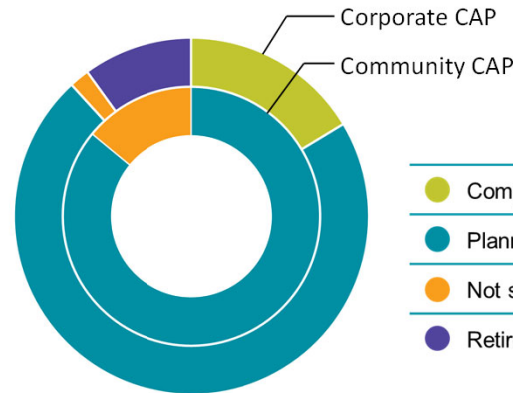
Provide an annual update of climate action progress (required by Council resolution)

- Annual Progress Report details key achievements delivered through the Corporate and Community Climate Action Plans (CAP). Highlights breadth of service delivery, impacts on emissions profiles and City's progress towards endorsed targets:
  - to be carbon neutral by 2030 (Corporate CAP); and,
  - to facilitate community progress to net zero emissions by 2050 (Community CAP).
- Summary Report, simplified for accessibility, provides a snapshot of Climate Action achievements.



## Progress:

- Climate Action Tracker (CAT) enhances internal oversight and accountability, and streamlines reporting.
- A snapshot of key achievements is detailed in the Annual Summary Report.



	Corporate CAP	Community CAP
Completed	18	0
Planning or implementation	79	49
Not started	2	8
Retired	11	0

## Corporate CAP

- Successful grant application for \$518,110 in Federal funding for energy efficiency and renewable energy projects.
- Retained Gold Waterwise Council certification.
- A- score on our Carbon Disclosure Project submission
- Established an internal Climate Action Governance Advisory Group to provide Executive oversight.

## Community CAP

- Rebranded EcoHub, now a dedicated facility to support community connection, education and climate action.
- Delivered 175 events reaching over 5,550 people and seen a 35% uplift in external bookings at EcoHub\*
- Established a Climate Action Advisory Group – skilled community members to drive grassroots climate action.

\* Since endorsement of the Community

CAP in Oct 2024.

## Emissions update:

- Commissioned carbon accounting software, Trellis, for automated and accurate tracking of the City's Scope 1 and 2 emissions.
- Developing Scope 3 emissions inventory baseline and boundaries.

## Corporate CAP : reduction of 270tCO<sub>2</sub>e

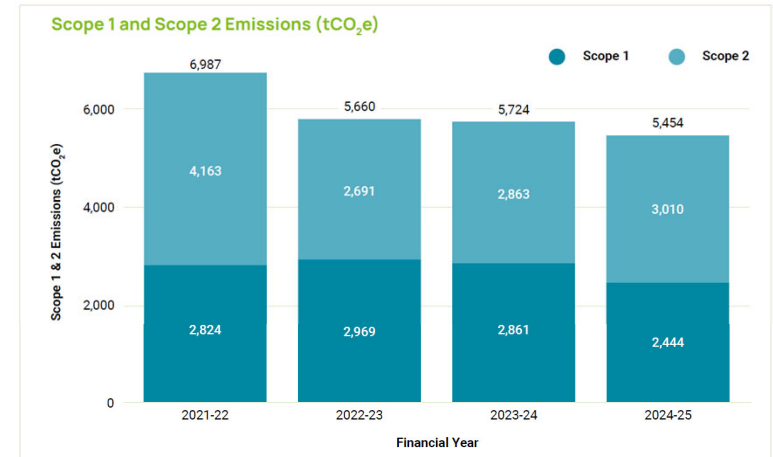
- Decreased gas use - gas-heated swimming facilities at LeisureFit Booragoon and electrification at Civic Centre.
- Decreased fuel use due to City's fleet transition to EVs.

## Community CAP : total of 910,576tCO<sub>2</sub>e

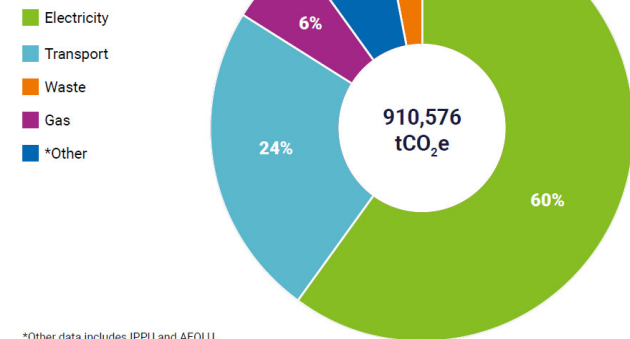
Includes all residential, commercial and industrial activities.

Primary emission sources:

- Electricity commercial use (32%)
- Electricity residential use (29%)
- Road transport (24%)
- Gas residential use (3%)



**Figure 2: City of Melville Community Emissions FY2024-2025**



## Key priorities for 2025-2026:

### Corporate CAP:

- Continue developing the City's scope 3 inventory and boundaries.
- Implement grant-funded, emissions-reducing projects involving additional fleet EV chargers, and renewable energy and energy efficiency projects.
- Continue collaborating with our advocacy and grants specialist team.
- Investigate lifecycle emissions considerations within our business case templates.

### Community CAP:

- Community capacity building programs to enhance awareness and resilience.
- Improve emergency management, communications and disaster response capabilities.
- Identify opportunities for collaboration to build efficiency, resilience and to facilitate positive behaviour change.
- Explore new rebates, subsidies and initiatives to develop our community's adaptive capacity to future climate change scenarios.





# Agenda Briefing Forum

---

December 2025



City of  
**Melville**