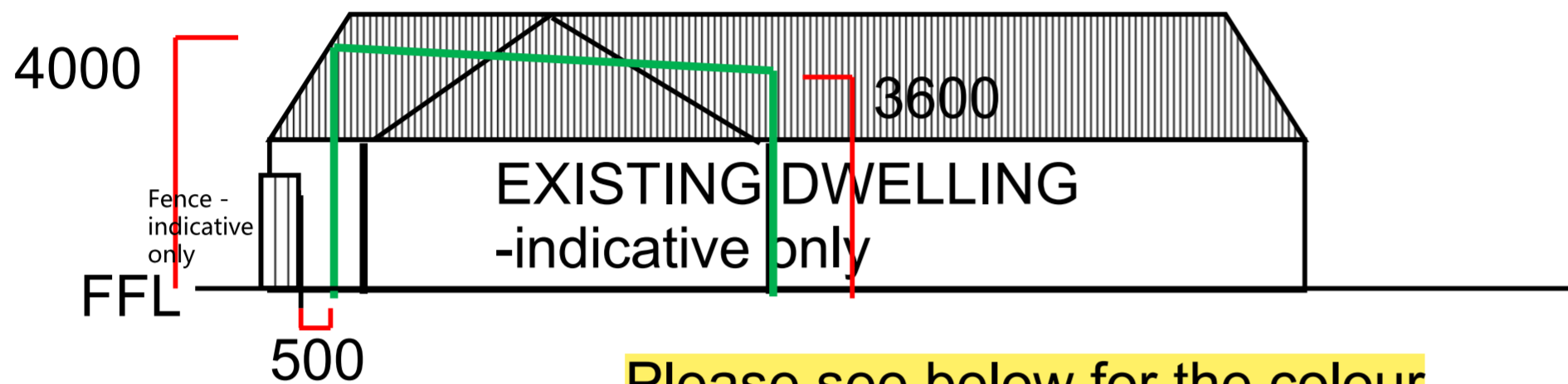


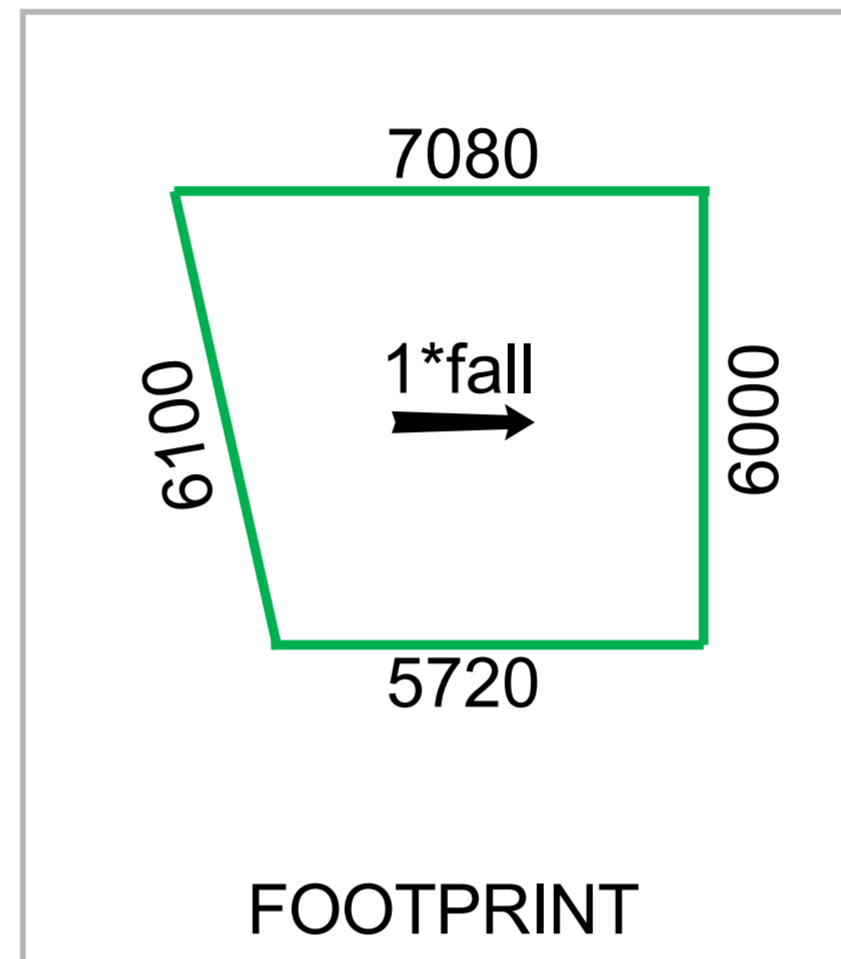
**West Elevation**

\* Carport is open on all sides



**South Elevation**

Please see below for the colour listing for the proposed project showing conformity with the heritage listing ideals



Scale 1:200 @ A2

**Colours**

Column Colour	Thunder™
Downpipe Colour	Gun Metal Grey
External Beam Colour	Thunder™
Gutter Colour	Gun Metal Grey
Internal Beam Colour	Thunder™
Roof Colour	Thunder (Top), Alpine (Ceiling)

**\*ADVERTISING COPY ONLY\***  
 These plans are for advertising of this development application only. These plans are subject to change and may not reflect the final issued as part of the final decision of the application. These plans are not to be reproduced, copied, shared or distributed without the consent of the applicant of this development application.

**Components**

140 Column Wraps	No
Beam Type	150 Outback Beam
Beams Bolt Through Columns	No
Column Size	100x100x3.0 SHS
Downpipe Type	Downpipe 75mm PVC
Gutter Type	Outback Edge 160 Gutter

LOT No: 1 (Parent lot 11)  
 Site Area : 423m<sup>2</sup>  
 Proposed Patio: 38m<sup>2</sup>  
 Windspeed Rating: N2 as per AS/NZS1170.2;2021  
 Bushfire Prone area : NO

1. Drawing are not to scaled from. All measurements are in millimetres unless otherwise stated. Contractors shall confirm all dimensions and site conditions prior to commencing works.
2. Drawings are to be read in conjunction with the engineers drawings and contract documents, including any and all addendums, variations and specifications.
3. Ground level = -100mm below dwelling FFL minimum
4. Refer to NCC 2022, Table 6.3.9a for minimum.
5. Down pipe locations shown indicatively, client to direct storm water to soakwells, storm water drainage, or other shire approved method on property.
5. Metal roof cladding to be installed in accordance with AS1562.1(2018)

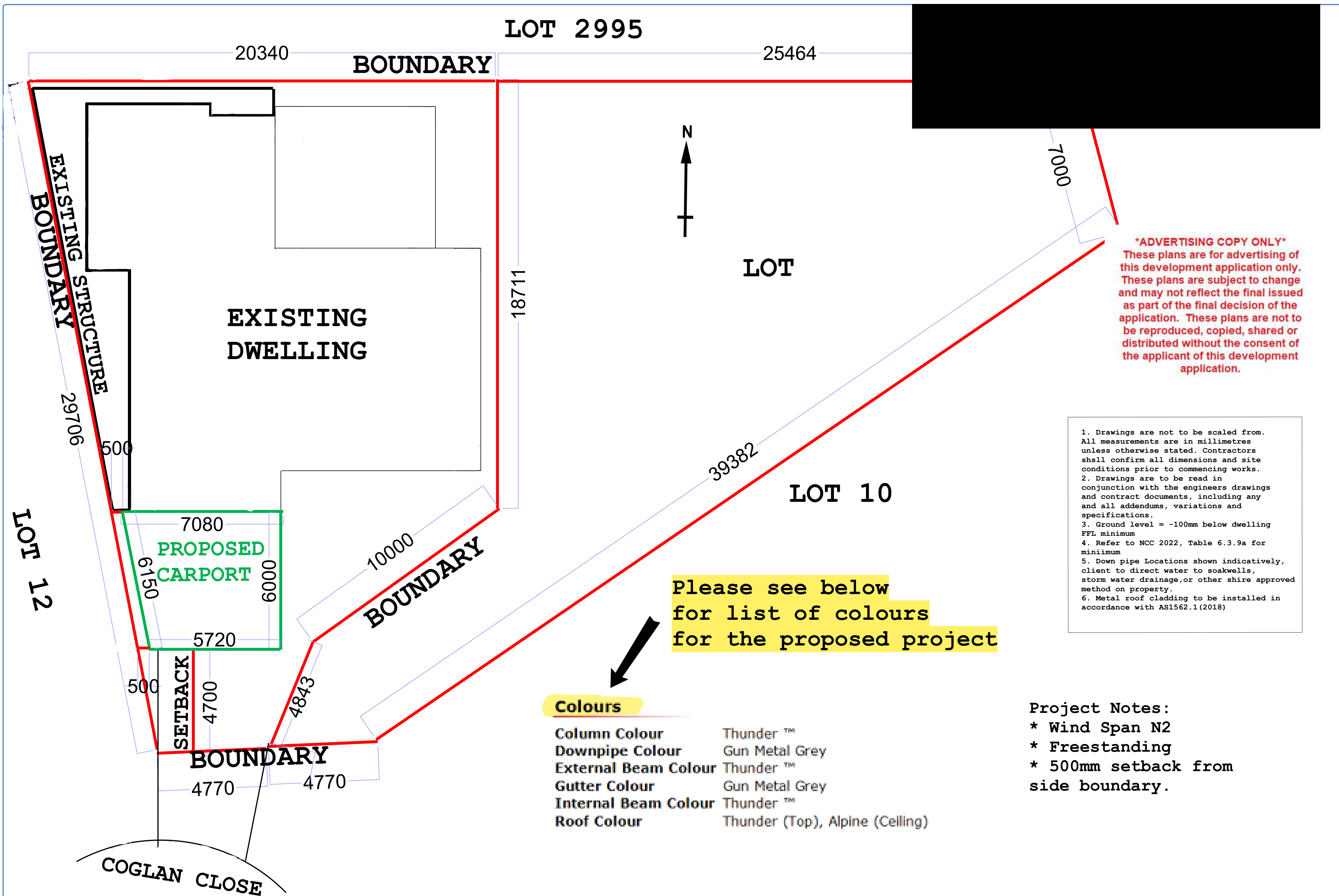
10a Coglan Close  
 Murdoch WA 6150

General Note  
 1: Contractor to verify all dimensions on-site, If any irregularations are found, Contact [redacted]  
 2: No changes to floor and ground levels.

**Project: Outback Freestanding Tapered Flat Carport**

**Plan title: ELEVATION**

**Page No: 1 of 1**

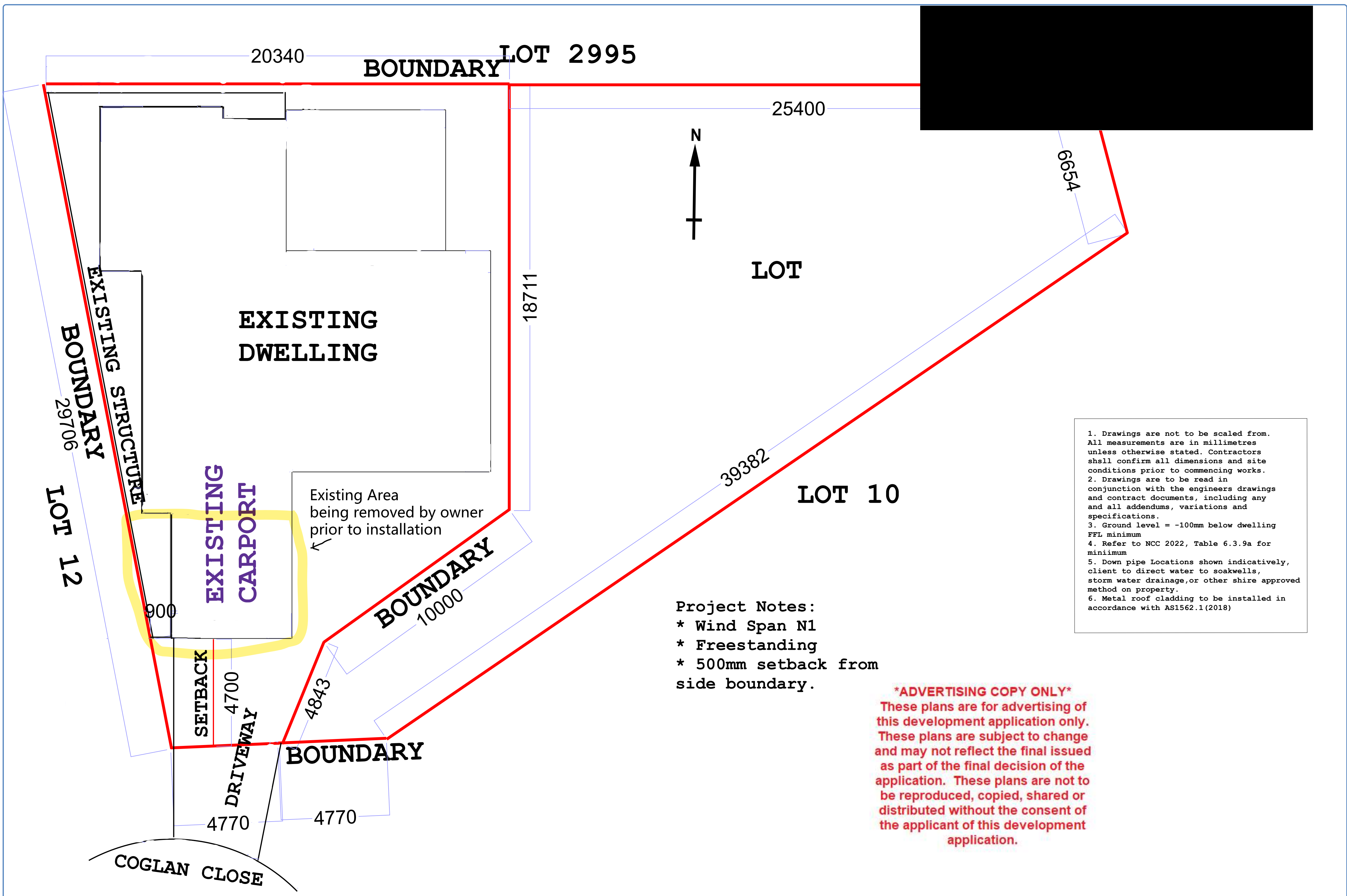


**\*ADVERTISING COPY ONLY\***  
 These plans are for advertising of this development application only. These plans are subject to change and may not reflect the final issued as part of the final decision of the application. These plans are not to be reproduced, copied, shared or distributed without the consent of the applicant of this development application.

1. Drawings are not to be scaled from. All measurements are in millimetres unless otherwise stated. Contractors shall confirm all dimensions and site conditions prior to commencing works.
2. Drawings are to be read in conjunction with the engineers drawings and contract documents, including any and all addendums, variations and specifications.
3. Ground level = -100mm below dwelling FFL minimum
4. Refer to NCC 2022, Table 6.3.9a for minimum
5. Down pipe Locations shown indicatively, client to direct water to soakwells, storm water drainage, or other shire approved method on property.
6. Metal roof cladding to be installed in accordance with AS1562.1(2018)

Please see below for list of colours for the proposed project

Site: 10A Coglan Close Murdoch WA 6150	Lot No: 1 (Parent lot 11)	Project: OUTBACK FREESTANDING TAPERED FLAT CARPORT	Site Area: 423m <sup>2</sup>	Notes: No Change to floor or ground levels = -100mm from house
	Scale: 1:100 @ A2	Date: 28.04.2026	Project Area: 38m <sup>2</sup>	



1. Drawings are not to be scaled from. All measurements are in millimetres unless otherwise stated. Contractors shall confirm all dimensions and site conditions prior to commencing works.
2. Drawings are to be read in conjunction with the engineers drawings and contract documents, including any and all addendums, variations and specifications.
3. Ground level = -100mm below dwelling FFL minimum
4. Refer to NCC 2022, Table 6.3.9a for minimum
5. Down pipe Locations shown indicatively, client to direct water to soakwells, storm water drainage, or other shire approved method on property.
6. Metal roof cladding to be installed in accordance with AS1562.1(2018)

**Project Notes:**  
 \* Wind Span N1  
 \* Freestanding  
 \* 500mm setback from side boundary.

**\*ADVERTISING COPY ONLY\***  
 These plans are for advertising of this development application only. These plans are subject to change and may not reflect the final issued as part of the final decision of the application. These plans are not to be reproduced, copied, shared or distributed without the consent of the applicant of this development application.

Site: 10A Coglan Close Murdoch WA 6150	Lot No: 1 (Parent lot 11)	Project: OUTBACK FREESTANDING TAPERED FLAT CARPORT	Site Area: 423m <sup>2</sup>	Notes: No Change to floor or ground levels = -100mm from house
	Scale: 1:100 @ A2	Date: 28.04.2026	Project Area: 38m <sup>2</sup>	