

**RESOURCE RECOVERY GROUP
CONFIRMED MINUTES
SPECIAL MEETING OF COUNCIL**

TUESDAY 23 DECEMBER 2025

Held electronically

Minutes Confirmed - Meeting Held Thursday 19 February 2026

COUNCIL RESOLUTION AT 5:38PM MOVED:

Cr A Sullivan SECONDED: Cr F Mofflin

THAT THE MINUTES OF THE SPECIAL MEETING OF COUNCIL
HELD ON 23 DECEMBER 2025 BE RECEIVED AS A TRUE AND
ACCURATE RECORD.

CARRIED 4/0 For: Cr K Wheatland, Cr D Lim, Cr A Sullivan, Cr F
Mofflin

On behalf of our Participant Local Governments



TABLE OF CONTENTS

1.	DECLARATION OF OPENING / ANNOUNCEMENT OF VISITORS "I respectfully acknowledge the traditional owners of the land on which this meeting is taking place today – the Nyungar people of Western Australia and pay our respects to their elders past and present".	
2.	RECORD OF ATTENDANCE / APOLOGIES	
3.	DISCLOSURE OF INTERESTS	
4.	PUBLIC QUESTION TIME	
5.	ANNOUNCEMENTS BY THE CHAIR OR PRESIDING PERSON	
6.	PETITIONS / DEPUTATIONS / PRESENTATIONS	
7.	ANNOUNCEMENT OF CONFIDENTIAL MATTERS FOR WHICH MEETING MAY BE CLOSED TO THE PUBLIC	
8.	BUSINESS NOT DEALT WITH FROM PREVIOUS MEETING	
9.	REPORTS OF THE CEO	
9.1	Auditor Report for year ended 30 June 2025	
9.2	Annual Report for year ended 30 June 2025	
9.3	Risk Register	
9.4	Financial Report – November 2025	
9.5	Cash Investment Portfolio – November 2025	
9.6	Schedule of Payments – November 2025	
10.	QUESTIONS BY MEMBERS OF WHICH DUE NOTICE HAS BEEN GIVEN	
11.	CONFIDENTIAL ITEMS	
12.	DECLARATION OF CLOSURE OF MEETING	

REPORT NO	9.1
SUBJECT	AUDITORS REPORT FOR THE YEAR ENDED 30 JUNE 2025
AUTHOR	A Johnson, Executive Manager Governance & Culture
RESPONSIBLE OFFICER	M Tieleman, Acting Chief Executive Officer
EMPLOYEE INTEREST	Nil
DATE OF REPORT	16 December 2025
FILE REFERENCE	FD: Corporate Finance/Audit
ATTACHMENTS	#1 Auditors closing report on the annual audit 2025 #2 Audited Financial Statements #3 Independent Auditor's Report

COUNCIL RESOLUTION

25.12-02

MOVED: Cr A Sullivan

SECONDED: Cr F Mofflin

AUDIT & RISK COMMITTEE RECOMMENDATION:

1. The statutory auditor's report and management report received from the Office of the Auditor General for Western Australia for the year ended 30 June 2025 be received.
2. The financial statements for the year ended 30 June 2025 be received.

For: Cr K Wheatland, Cr A Sullivan, Cr D Lim, Cr F Mofflin
CARRIED 4/0

VOTING REQUIREMENT

Simple Majority

PURPOSE OF REPORT

To present to the Council the Independent Auditor's report for the year ended 30 June 2025 and the financial performance of the RRG for the year ending 30 June 2025.

NATURE OF COUNCIL'S ROLE IN THE MATTER:

Advocative

Not applicable

Executive

The role of the Council is to accept the Auditors report and ensure the CEO responds to any matters raised in the management letter or audit report in accordance with the *Local Government Act 1995* and regulations.

Legislative

1. The annual financial report is to contain matters prescribed in FM regulations 36.
2. The annual financial report is to be prepared for the preceding financial year by 30 September each year and submitted to its auditor. (LGA s6.4).
3. After the annual financial report has been audited in accordance with the Act the CEO is to sign and append to the report a declaration in the form of Form 1.

4. The auditor is required to examine the accounts and annual financial report submitted for audit and, by the 31 December next following the financial year to which the accounts and report relate or such later date as may be prescribed, to prepare a report thereon and forward a copy of that report to — (LGA s7.12AD(1))
 - (a) the mayor or president; and
 - (b) the CEO of the local government; and
 - (c) the Minister.
5. Where it is considered by the auditor to be appropriate to do so, the auditor is to prepare a management report to accompany the auditor's report and to forward a copy of the management report to the persons specified in section 7.9(2AD1) with the auditor's report.
6. A local government must — (LGA s7.12A (4))
 - a) prepare a report addressing any matters identified as significant by the auditor in the audit report, and stating what action the local government has taken or intends to take with respect to each of those matters; and
 - b) give a copy of that report to the Minister within 3 months after the audit report is received by the local government.
7. Within 14 days after a local government gives a report to the Minister under subsection (4)(b), the CEO must publish a copy of the report on the local government's official website. (LGA s7.12A(5))
8. The Local Government Act 1995 (s5.53) requires Regional Councils to prepare an annual report for the financial year ending 30 June.
9. The annual report for the financial year is to be accepted by the local government by no later than 31 December (s5.54(1)) each year.
 - (2) If the auditor's report is not available in time for the annual report for a financial year to be accepted by 31 December after that financial year, the annual report is to be accepted by the local government no later than 2 months after the auditor's report becomes available.

IMPLICATIONS TO CONSIDER:

Consultative:

Consult with Auditors

Strategic relevance:

Compliance requirement

Policy related:

Accounting policies

Financial:

Auditors Fee as per budget provision each year

Legal and statutory:

Local Government Act 1995 and Regulations.

Risk related:

Risk No	Risk Description	Potential Consequences	Controls Are Currently In Place,	Overall Risk Rating
A03	Non-Compliance (Corporate)	1. Infringement by relevant authority	<ul style="list-style-type: none"> • Compliance Calendar/Register • State Government Legislative Updates Annual Compliance Audit Return 	Low 6

BACKGROUND:

The *Local Government Amendment (Auditing) Act 2017* was proclaimed in October 2017, giving the Auditor General the mandate to audit local governments and regional councils.

The Act allows the Auditor General to take on responsibility for the annual financial audits of local governments as existing audit contracts expire.

Since 2019/2020 the Auditor General has been responsible for conducting a statutory financial audit for the Resource Recovery Group and has appointed RSM Australia as its contractor to undertake the audit on its behalf.

The auditor is to audit the statutory accounts and annual financial statements of the Local Government.

REPORT:

Representatives from the Office of the Auditor General and RSM presented their audit report to the Audit & Risk Committee meeting held on 25 December 2025.

The report consisted of:

1. Auditors closing report on the annual statements
2. Resource Recovery Group Annual Financial Report for the year ended 30 June 2025

AUDITORS CLOSING REPORT ON ANNUAL AUDIT FOR THE YEAR ENDED 30 JUNE 2025

Noting that the financial report had been prepared on an orderly termination of business basis, the audit did not report any other matters of significance.

REPORT NO	9.2
SUBJECT	ANNUAL REPORT YEAR ENDED 30 JUNE 2025
REPORTING OFFICER	A Johnson, Manager Governance & Culture
RESPONSIBLE OFFICER	M Tieleman, Acting Chief Executive Officer
EMPLOYEE INTEREST	Nil
DATE OF REPORT	15 December 2025
FILE REFERENCE	F: O04/Annual Reports/Annual Report 2025
ATTACHMENTS	Annual Report 2025

COUNCIL RESOLUTION

25.12-03

MOVED: Cr A Sullivan

SECONDED: Cr D Lim

CEO RECOMMENDATION:

1. The annual report of the Resource Recovery Group for the year ended 30 June 2025 be adopted.
2. The CEO be authorised to make minor changes to the report if required prior to the public release of the report.

For: Cr K Wheatland, Cr A Sullivan, Cr D Lim, Cr F Mofflin
CARRIED 4/0

VOTING REQUIREMENT

Absolute Majority s.5.54(1) Acceptance of annual report.

PURPOSE OF REPORT

The Regional Council to consider and adopt the Annual Report for the preceding financial year (1 July 2024 - 30 June 2025).

NATURE OF COUNCIL'S ROLE IN THE MATTER:

Advocative

Not applicable

Executive

The role of the Council is to accept the annual report by an absolute majority decision by no later than 31 December. (*Local Government Act 1995 s5.54(1)*)

Legislative

The *Local Government Act 1995* (s5.53) requires Regional Councils to prepare an annual report for the financial year ending 30 June, by 31 December each year.

Acceptance of annual reports s 5.54

(1) Subject to subsection (2), the annual report for a financial year is to be accepted* by the local government no later than 31 December after that financial year.

* Absolute majority required.

(2) If the auditor's report is not available in time for the annual report for a financial year to be accepted by 31 December after that financial year, the annual report is to be accepted by the local government no later than 2 months after the auditor's report becomes available.

Notice of annual reports s 5.55

The CEO is to give local public notice of the availability of the annual report as soon as practicable after the report has been accepted by the local government.

Publication of annual reports s 5.55A

The CEO is to publish the annual report on the local government's official website within 14 days after the report has been accepted by the local government.

IMPLICATIONS TO CONSIDER:

Consultative:

An Annual General Meeting of Electors is not a requirement for Regional Local Governments.

Strategic relevance:

Compliance requirement

Policy related:

Not applicable

Financial:

Design has been undertaken in-house and is available as an electronic copy.

Legal and statutory:

The *Local Government Act 1995* (s5.53) (s5.54) (s5.55) (s.5.55A)

Local Government (Administration) Regulations 1996 - Reg 19B prescribes the contents to be included in Annual Reports. The Resource Recovery Group has met the requirements.

Risk related:

Risk No	Risk Description	Potential Consequences	Controls Are Currently In Place,	Overall Risk Rating
A03	Non-Compliance (Corporate)	1. Infringement by relevant authority	<ul style="list-style-type: none"> Compliance Calendar/Register State Government Legislative Updates 	Low 6

REPORT

The Annual Report highlights the activities of the Resource Recovery Group for the financial year 2024-2025.

The report will be made available on the Resource Recovery Group website.

REPORT NO	9.3
SUBJECT	RISK MANAGEMENT
AUTHOR	A Johnson, Executive Manager Governance & Culture
RESPONSIBLE OFFICER	M Tieleman, Acting Chief Executive Officer
DATE OF REPORT	16 December 2025
FILE REFERENCE	FD: Corporate/Risk/Registers
ATTACHMENT/S	Strategic Risk Register & Operational Risks 15 and Higher

COUNCIL RESOLUTION

25.12-04

MOVED: Cr F Mofflin

SECONDED: Cr D Lim

CEO RECOMMENDATION:

Council notes the number of risks rated 15 and higher and the associated treatments.

For: Cr K Wheatland, Cr A Sullivan, Cr D Lim, Cr F Mofflin
CARRIED 4/0

VOTING REQUIREMENT

Simple Majority.

PURPOSE OF REPORT

To report to Council on the regional Council's strategic or operational risks greater than 15.

NATURE OF COUNCIL'S ROLE IN THE MATTER:

Advocative

Not applicable

Executive

Ensure the CEO review strategic and operational risks and Report to the Audit & Risk Committee.

IMPLICATIONS TO CONSIDER:

Consultative:

Not applicable

Strategic Relevance

Compliance requirement

Financial Implications

Legal and statutory:

The *Local Government Act 1995* and Regulations.

Risk related:
See report

BACKGROUND

The Risk Management Policy was reviewed and adopted by council in August 2025.

The RRG's risk appetite states:

The Resource Recovery Group is a leading provider and innovator in the waste recovery industry and has a strong focus on maintaining a competitive advantage.

At times, this involves the taking of risk – RRG is not averse to accepting considered and structured risk and has a framework to investigate potential risks by identifying and understanding those risks, documenting them and, where necessary, putting in place robust controls to minimise risk exposure.

Business risks of all categories are to be actively managed using the RRG Risk Management Strategy.

Risks are reported in the Risk Register and all risks 15 and higher are reported to the Audit & Risk Committee at each meeting and included in the quarterly information briefing to Council.

Risks are classified as Strategic and Operational risks.

- 1. Strategic Risk Register**
Functional risk categories that have a direct impact on the strategic goals of the organisation.
- 2. Operational Risk Register**
Functional risk categories that in most instances the source of the risk will be under the control of the business unit. (They may be circumstance or performance driven).

The Risk Management Policy states:

ROLES & RESPONSIBILITIES

Regional Council

The Councillors are accountable for ensuring that a risk management system is established, implemented and maintained in accordance with this Policy.

Audit & Risk Committee

The Audit & Risk Committee is accountable for the oversight of the Risk Management Process and reviewing the high risks to advise Council as necessary.

Chief Executive Officer/Senior Management Group

The Chief Executive Officer is accountable for implementing the strategic risk management strategy and this Policy framework.

The Senior Management Group is responsible for:

- Ongoing reviews of high-risk evaluations of 15 and above;
- Identifying strategic risks;
- Ensuring business unit managers and supervisors undertake a full risk management process for inclusion in the Operational Risk Register; and
- Quarterly reviews of the status of the Operational Risk Register and reporting to the Audit & Risk Committee.

REPORT:

Following the transition of the Canning Vale operations to Re.Cycle (Canning Vale) Pty Ltd on 1 December 2025 and the sale of the Booragoon office building, a full review of the risk register was undertaken by senior management in early December 2025.

The successful transition of the Canning Vale operations and sale of the office building has resolved the significant number of risks that were previously rated at 15 or higher.

The review identified a number of risks that were no longer current for the organisation following the transition of operations.

Following the review, the only risk of significant concern at this time is in relation to insurance, FA07.

Code	Risk Description
FA07	Ineffective/insufficient insurance

This is being addressed in conjunction with LGIS to explore suitable options for run-off insurances of:

- Management liability
- Liability protection
- Environmental Impairment liability

LGIS will be in a position to provide an indicative cost of these insurances in early 2026.

REPORT NO	9.4
SUBJECT	FINANCIAL REPORTS
REPORTING OFFICER	J Hallt, Senior Accountant
RESPONSIBLE OFFICER	M Tieleman, Acting Chief Executive Officer
EMPLOYEE INTEREST	Nil
DATE OF REPORT	11 December 2025
FILE REFERENCE	FD: Corporate Finance\ Monthly Financial Reporting\ 2025/2026
ATTACHMENTS	#1 Statement of Financial Activity – 30 November 2025

COUNCIL RESOLUTION

25.12-05

MOVED: Cr D Lim

SECONDED: Cr A Sullivan

CEO RECOMMENDATION/S:

The statement of financial activity by nature of the Resource Recovery Group for the period ended 30 November 2025 be received.

For: Cr K Wheatland, Cr A Sullivan, Cr D Lim, Cr F Mofflin
CARRIED 4/0

VOTING REQUIREMENT

Simple Majority

PURPOSE OF REPORT

To receive the financial statements for the period ended 30 November 2025

NATURE OF COUNCIL’S ROLE IN THE MATTER:

Advocative

Not applicable

Executive

The role of the Council is to have oversight over its financial affairs and receive the regional local government’s monthly financial reports.

Legislative

- Regulation 34 of the *Local Government (Financial Management) Regulations 1996* requires local governments to prepare each month a statement of financial activity reporting on the sources and applications of funds, as set out in the annual budget under reg 22(1)(d).
- Regulation 34(5) of the *Local Government (Financial Management)*. The Council resolved at its meeting on 24 August 2023 to adopt an amount of \$20,000 as a value used to report any material variances between budget and actual line items in the monthly Statements of Financial Activity.
- Regulation 34(4)(a) of the *Local Government (Financial Management) 1996*. The financial statements are to be presented at an ordinary meeting of the council within 2 months after the end of the month to which the statement relates.

The financial statements are to be reported to Council as follows:

Periods Ended	Due for presentation within 2 months	Next Scheduled Ordinary Meeting
30 November 2025	31 January 2026	20 February 2026

IMPLICATIONS TO CONSIDER:

Consultative:
Not applicable

Strategic relevance:
Compliance requirement

Policy related:
Policy No 2.1 - Accounting Policies (Council approved 23/11/2023)

Financial:
Refer to report

Legal and statutory:
Not applicable

Risk related:

Risk No	Risk Description	Potential Consequences	Controls Are Currently In Place,	Overall Risk Rating
A03	Non-Compliance (Corporate)	Infringement by relevant authority	3- Compliance with legislation, 2- State Govt Legislative updates, 3- Annual Compliance Audit Return,	Low 6

REPORT

Financial Statements for the period ended 30 November 2025

The monthly financial report provides details of the current financial position in relation to the 2025-26 annual budget.

The operating results (before depreciation and reserve transfers) reports a \$986K operational surplus against the budgeted operational surplus of \$157k. The surplus is due to revenue being higher than budgeted and expenses being lower than budgeted.

	YTD BUDGET	YTD ACTUAL	CHANGE YTD Budget Vs YTD Actual
	30/11/2025	30/11/2025	
	(\$M)	(\$M)	(\$M)
OPERATING REVENUES	\$8.7	\$9.1	\$0.4
OPERATING EXPENSES (BEFORE DEPRECIATION)	-\$8.5	-\$7.8	\$0.8
OPERATING SURPLUS/ DEFICIT	\$1.8	\$1.3	-\$0.5
	BUDGET	YTD ACTUAL	LAST YEAR
	Nov-25	30/11/2025	Jun-25
	(\$M)	(\$M)	(\$M)
CASH IN BANK	\$7.5	\$7.7	\$6.8
OUTSTANDING LOANS	\$1.6	\$1.6	\$1.6
NET ASSETS	\$8.9	\$6.8	\$6.3

Notes:

1. Operating Revenue is \$405k higher than the YTD budget due to FOGO volumes being higher than budgeted. Container Deposit Scheme income is also higher than budgeted.
2. Operating Expenses are \$425k lower (excluding depreciation) than the budget (excluding depreciation) due to employee costs being lower than budgeted.

REPORT NO	9.5
SUBJECT	CASH INVESTMENT PORTFOLIO
REPORTING OFFICER	A Johnson, Executive Manager Governance & Culture
RESPONSIBLE OFFICER	M. Tieleman, Acting Chief Executive Officer
EMPLOYEE INTEREST	Nil
DATE OF REPORT	18 December 2025
FILE REFERENCE	FD: Corporate Finance\ Monthly Financial Reporting 2025/2026
ATTACHMENTS	Nil

COUNCIL RESOLUTION

25.12-06

MOVED: Cr A Sullivan

SECONDED: Cr K Wheatland

CEO RECOMMENDATION:

1. **The cash investment portfolio report for the month of November 2025 be received.**
2. **Council note the current investment strategy to redeem all term deposits at maturity.**

For: Cr K Wheatland, Cr A Sullivan, Cr D Lim, Cr F Mofflin
CARRIED 4/0

VOTING REQUIREMENT

Absolute Majority s5.42(1) CEO Delegation

PURPOSE OF REPORT

1. **Acknowledge the strategy to redeem all term deposits to meet costs of winding up.**
2. **To receive the cash investment portfolio report for November 2024.**

NATURE OF COUNCIL'S ROLE IN THE MATTER:

Advocative

Not applicable

Executive

The Audit & Risk Committee endorsed the Investment Policy, setting the guidelines for investing surplus cash in its municipal and reserves funds. The Committee requested that the CEO consider "green" investment deposits with authorised banks that meet environmentally friendly and social eligible projects.

Legislative

Local Government Financial Regulations 19 requires every local government is to establish and document internal control procedures to be followed by employees to ensure control over investments. The control procedures are to enable the identification of the nature and location of all investments and the transactions related to each investment.

Regulation 19C (FM regs):

- **PROHIBITED INVESTMENTS**
 - 19C. (2) When investing money under section 6.14(1), a local government may not do any of the following —
 - (a) deposit with an institution except an authorised institution;
 - (b) deposit for a fixed term of more than 3 years;
 - (c) invest in bonds that are not guaranteed by the Commonwealth Government, or a State or Territory government;
 - (d) invest in bonds with a term to maturity of more than 3 years;
 - (e) invest in a foreign currency.

IMPLICATIONS TO CONSIDER:

Consultative:

Not applicable

Strategic relevance:

Compliance requirement

Policy related:

Policy No 2.3 - Cash Investments Policy (Approved by Council 25/05/2023 next review Nov 2025)
The policy gives delegated authority to the CEO to invest in authorised investments with Banking Institutions with a rating of “A” or higher as defined by Standard & Poor’s Aust.

Operational Policy No 2.2 Cash Investment Control Procedures (Approved by SMG May 2025, next review May 2027)

Employees’ Delegations:

CEO (Council approval 20 February 2025)

Executive Manager Governance & Culture (CEO approval 25 March 2025)

Manager Corporate Services (CEO approval 25 March 2025)

	Responsibilities
Council	<ul style="list-style-type: none"> • Governance Financial responsibility. • Approves policy and guidelines.
Audit Committee	<ul style="list-style-type: none"> • Reviews internal control procedures. • Reviews policy and guidelines for investment portfolio. • Makes recommendations to Council.
Chief Executive Officer	<ul style="list-style-type: none"> • Prime responsibility for the control of the investment portfolio. • Has delegation of authority from Council to invest surplus cash funds in accordance with Council approved policy.
Executive Manager Governance & Culture	<ul style="list-style-type: none"> • Has delegation authority from CEO to approve cash investments in accordance with Council approved policy 2.2 - <i>Authorisation of Payment</i>.
Manager Corporate Services	<ul style="list-style-type: none"> • Has delegation authority from CEO to approve cash investments initiated by Manager Finance in accordance with Council approved policy 2.2 - <i>Authorisation of Payment</i>. • Approves roll over of an investment in the absence of the CEO.
Senior Accountant	<ul style="list-style-type: none"> • Recommends investment based on cash flow. • Accounting and reporting of investments. • Record keeping of all investments ensuring the identification of – <ul style="list-style-type: none"> a) the nature and location of all investments b) the transactions related to each investment • Signs and authorises the payment vouchers in accordance with Council approved policy 2.2 - <i>Authorisation of Payment</i>.

Assistant Accountant	<ul style="list-style-type: none"> Reconciles bank statements and investment documentation for accounting and reporting of investments. Record keeping of all investments ensuring the identification of – <ul style="list-style-type: none"> c) the nature and location of all investments d) the transactions related to each investment 												
Internal Control Segregation of Duties	<ul style="list-style-type: none"> Appropriate segregation of duties as follows: <table border="1" style="width: 100%; border-collapse: collapse;"> <thead> <tr> <th style="text-align: left;">Duties</th> <th style="text-align: left;">Responsibilities</th> </tr> </thead> <tbody> <tr> <td>Recommends investment based on Cash flow</td> <td>Senior Accountant</td> </tr> <tr> <td>Approves Investment</td> <td>CEO <i>During the absence of the CEO the Manager Corporate Services may roll over an existing investment.</i></td> </tr> <tr> <td>Authorises Payment</td> <td>Any two – Manager Corporate Services, Executive Manager Governance & Culture, Senior Accountant, CEO</td> </tr> <tr> <td>Reconciles and records all investment documentation</td> <td>Assistant Accountant</td> </tr> <tr> <td>Checks the accounting, reporting and recordkeeping of investments</td> <td>Senior Accountant</td> </tr> </tbody> </table> <ul style="list-style-type: none"> Persons that record investments, Persons that buy and sell investments, and Persons that reconcile the investment statements 	Duties	Responsibilities	Recommends investment based on Cash flow	Senior Accountant	Approves Investment	CEO <i>During the absence of the CEO the Manager Corporate Services may roll over an existing investment.</i>	Authorises Payment	Any two – Manager Corporate Services, Executive Manager Governance & Culture, Senior Accountant, CEO	Reconciles and records all investment documentation	Assistant Accountant	Checks the accounting, reporting and recordkeeping of investments	Senior Accountant
Duties	Responsibilities												
Recommends investment based on Cash flow	Senior Accountant												
Approves Investment	CEO <i>During the absence of the CEO the Manager Corporate Services may roll over an existing investment.</i>												
Authorises Payment	Any two – Manager Corporate Services, Executive Manager Governance & Culture, Senior Accountant, CEO												
Reconciles and records all investment documentation	Assistant Accountant												
Checks the accounting, reporting and recordkeeping of investments	Senior Accountant												

Financial:

Revenue from interest is included in the annual operating budget.

Legal and statutory:

As noted under legislative

Risk related:

Investments are identified and evaluated in the Risk Register as follows:

Risk No	Risk Description	Potential Consequences	Controls Are Currently In Place,	Overall Risk Rating
FA05	Poor Investment Decisions	Loss of income	1 - Investment Policy sets out the guidelines under which RRG can invest funds, 2 - Minimum credit rating is B+	Low 4

REPORT

1. Current investment strategy

To meet the costs of winding up, RRG moved from the strategy of short-term deposits, one – two months, to redeeming term deposits as they matured.

RRG holds an everyday cheque account with the Commonwealth Bank bearing an interest rate of 2.65%. In addition, RRG holds an online saver account with the Commonwealth Bank, currently bearing an interest rate of 2.6%.

With the similar interest rates, funds from the redeemed terms deposits have been moved into the cheque account as they mature to meet the costs of winding up.

RRG believes that it will have sufficient cash to meet the costs of wind up without redeeming the last term deposit and this is being re-invested for a further one month.

Date	Redeemed	Rollover
1 December 2025	\$866,105	
1 December 2025	\$711,707	
10 December 2025	\$593,427	
17 December 2025	\$528,703	
17 December 2025	\$610,137	
19 December 2025		\$960,520

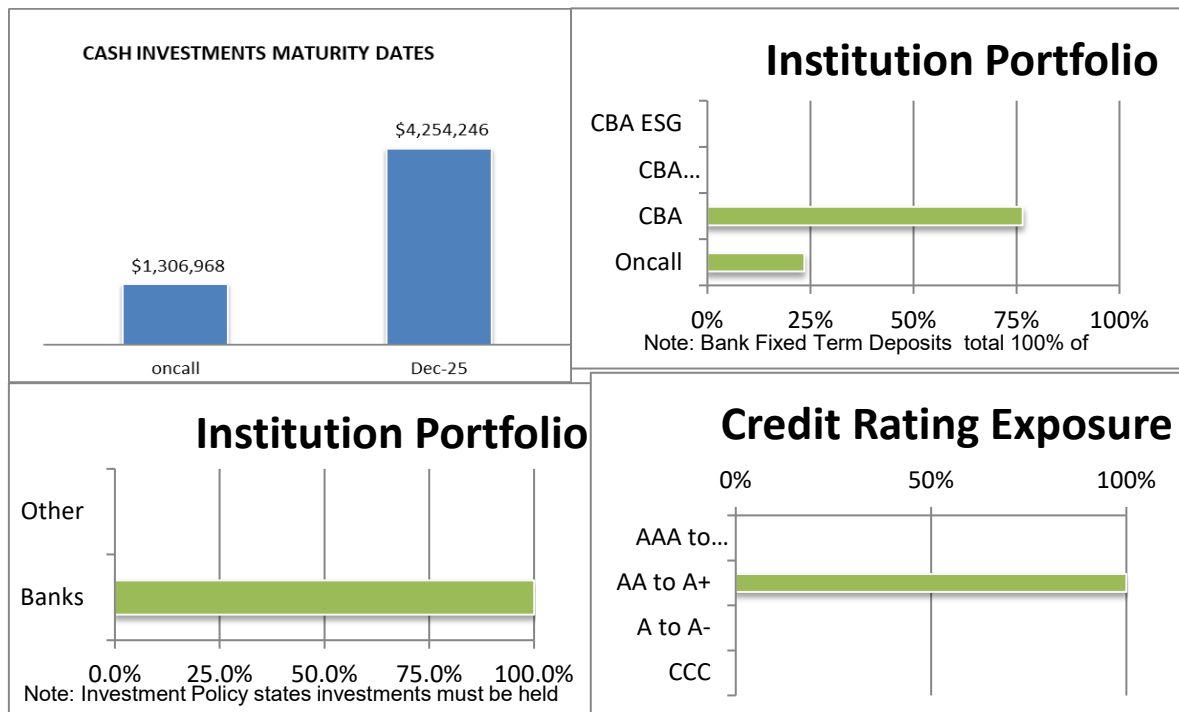
It should be noted that some costs such as, run-off insurances, are yet to be determined and will not become payable until sometime in 2026.

2. To receive the cash investment portfolio report:

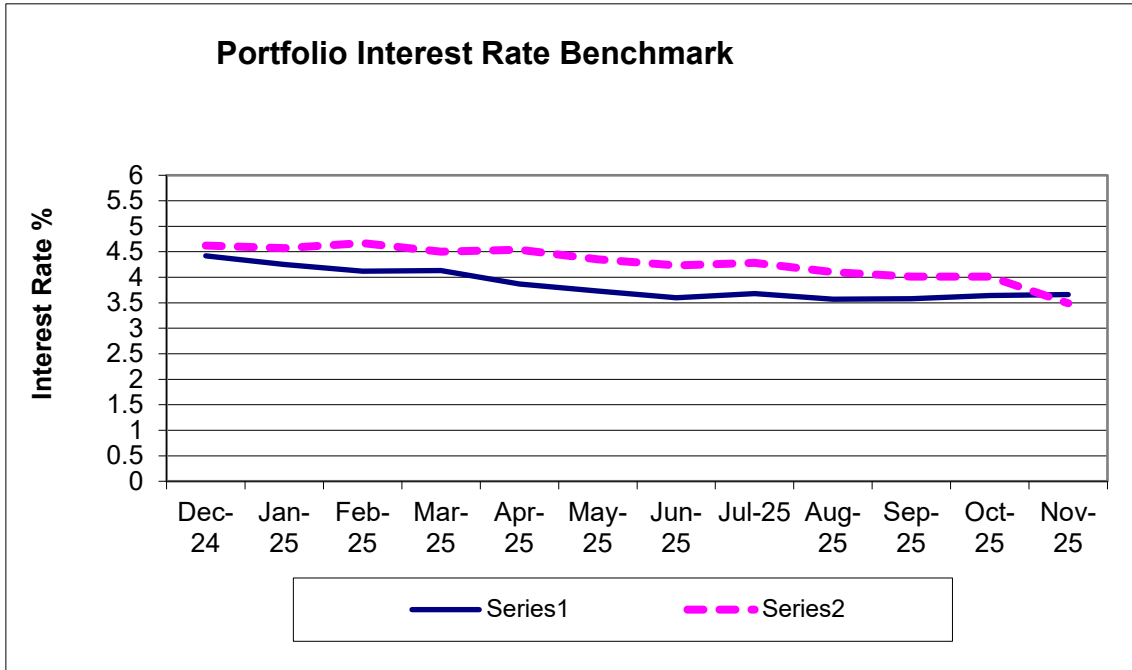
2.1 Cash Investment Portfolio as at 30 November 2025 is as follows

RESOURCE RECOVERY GROUP CASH INVESTMENT PORTFOLIO As at November 2025									
Invest. No.	Interest Rates	Amount	Maturity	Institution	Rating		Valuation		
1	2.35%	\$ 1,306,968	oncall	BOS	AA	Bank	100%	\$	1,306,968
87	3.81%	\$ 591,567	10/12/2025	CBA	AA	Bank	100%	\$	591,567
96	3.80%	\$ 863,319	1/12/2025	CBA	AA	Bank	100%	\$	863,319
97	3.81%	\$ 960,520	19/12/2025	CBA	AA	Bank	100%	\$	960,520
98	3.81%	\$ 528,703	17/12/2025	CBA	AA	Bank	100%	\$	528,703
102	3.81%	\$ 610,137	17/12/2025	CBA	AA	Bank	100%	\$	610,137
103	3.99%	\$ 700,000	1/12/2025	CBA	AA	Bank	100%	\$	700,000
Total		\$ 5,561,214						\$	5,561,214
Weighted Average					3.49%				100.00%
90 day bank bill					3.66%				

The Cash Investment Portfolio exposure for November 2025 is shown in the following graphs:



The RRG's investment portfolio has fallen below the 90-day bill rate benchmark.



REPORT NO	9.6
SUBJECT	SCHEDULE OF PAYMENTS
REPORTING OFFICER	J Hallt, Senior Accountant
RESPONSIBLE OFFICER	A Johnson, Executive Manager Governance & Culture
EMPLOYEE INTEREST	Nil
DATE OF REPORT	11 December 2025
FILE REFERENCE	FD: Corporate Finance\Monthly Financial Reporting\2025-2026
ATTACHMENTS	Payment Schedule November 2025

COUNCIL RESOLUTION

25.12-07

MOVED: Cr F Mofflin

SECONDED: Cr D Lim

CEO RECOMMENDATION:

The schedule of payments as listed in the attachments for the municipal fund; for the month of November 2025 of \$1,642,459.98 be received.

For: Cr K Wheatland, Cr A Sullivan, Cr D Lim, Cr F Mofflin
CARRIED 4/0

VOTING REQUIREMENT

Simple Majority

PURPOSE OF REPORT

To report the delegated authority of payments for the months noted above.

NATURE OF COUNCIL'S ROLE IN THE MATTER:

Advocative

Not applicable

Executive

In accordance with the *Local Government Act* s2.7 Role of Council

Role of council –

- 1) The Council governs the local government's affairs and, as the local government's governing body, is responsible for the performance of the local government's functions.

Legislative

Local Government Act 1995 Part 6 Financial Management

IMPLICATIONS TO CONSIDER:

Consultative:

Nil

Strategic relevance:

Corporate Governance

Policy related:

Council Policy No 2.2 Authorisation & Payment of Accounts.

Financial:

The 2025/2026 Budget provides approved funds for the payments made.

Legal and statutory:

Local Government Act 1995 Section 6.10(d).

Local Government (Financial Management) Regulations 1996 Part 2 – General Financial Management Regulations 11, 12 and 13

Risk related:

Risk No	Risk Description	Potential Consequences	Controls Are Currently In Place,	Overall Risk Rating
A03	Non-Compliance (Corporate)	Infringement by relevant authority	1- CEO Review of Statutory legislation & Compliance Report 2- code of conduct 3- Compliance Calendar/Register 4 - State Govt Legislative updates 5- Annual Compliance Audit Return	Low 6

BACKGROUND

Delegated Authority has been granted to the Chief Executive Officer to make payments from the Regional Council banking Account. In accordance with Regulation 13(2) and (3) of the Local Government (Financial Administration) Regulations 1996 where this power has been delegated, a list is to be compiled for each month and presented to the Council which shows each payment, payee's name, amount and date of payment, and sufficient information to identify the transaction.

Regulation 13A of the Local Government (Financial Administration) Regulations 1996 requires that an employee authorised to use a credit, debit or other purchasing card, a list of payments made using the card must be prepared each month and presented to the council at the next ordinary meeting of the council after the list is prepared.

REPORT:

The payment schedules attached provide the necessary details in relation to payments made under Councils delegated authority for the month of November 2025.

10. QUESTIONS BY MEMBERS OF WHICH DUE NOTICE HAS BEEN GIVEN
Nil

11. CONFIDENTIAL MATTERS FOR WHICH THE MEETING MAY BE CLOSED TO THE PUBLIC
Nil

12. DECLARATION OF CLOSURE OF MEETING

There being no further business, the Chairperson thanked those present for their attendance and the meeting was declared closed at 4.52 pm.

Resource Recovery Group

Auditor's Closing Report

30 June 2025

Contents

1. Executive Summary	3
2. Outstanding Matters.....	4
3. Areas of Focus.....	5
4. Identified Misstatements	10
5. Other Matters	11
Appendix 1 – Required Communication to Those Charged with Governance.....	13

1. Executive Summary

Introduction

The primary purpose of the Auditor’s Closing Report is to brief Resource Recovery Group (“the Group” or “Local Government”) on the results of our audit of financial statements for the year ended 30 June 2025. This report should be read in conjunction with our Audit Planning Memorandum (APM) presented to the Group’s ARC on 19 March 2025.

Based on RSM’s recommendation, the Office of the Auditor General (OAG) intends to issue an unmodified auditor’s report on the financial statements for the year ended 30 June 2025. However, an Emphasis of Matter paragraph will be included in the report which will highlight the fact that the financial report has been prepared on an orderly termination of business basis.

The audit procedures were designed to support our auditor’s opinion and they cannot be expected to identify all weaknesses or inefficiencies in your systems and working practices.

An audit ready version of the financial report was considered to be provided on 27 November 2025. These details will be included in our Local Government results report to be tabled in Parliament.

Reassessment of risk and audit approach

There have been no changes in the risk assessment or audit approach set out in the APM.

Matters of significance

In accordance with section 24(1) of the Auditor General Act 2006, the Auditor General is required to report on matters arising out of the performance of the Auditor General’s functions that are, in the opinion of the Auditor General, of such significance as to require reporting. Except for the Emphasis of Matter in the audit report noted above, there were no other matters that came to our attention.

Our appreciation





We express our appreciation for the cooperation from management during the course of the audit.

AMIT KABRA

Partner – Assurance & Advisory
RSM Australia

AAMIR SHEIKH

Assistant Director – Financial Audit
Office of the Auditor General of Western Australia

OVERALL SUMMARY	
 <p>STATUS OF AUDIT</p> <p>4</p> <p><i>Outstanding matters for audit completion</i></p>	 <p>KEY AREAS OF AUDIT FOCUS</p> <p>2</p> <p><i>Areas assessed as audit risks</i></p>
 <p>INTERNAL CONTROL OBSERVATIONS</p> <p>Nil</p> <p><i>Improvements to the design and implementation of internal controls</i></p>	 <p>IDENTIFIED MISSTATEMENTS</p> <p>8</p> <p><i>Number of adjusted and unadjusted misstatements identified</i></p>

2. Outstanding Matters

The following items relating to the completion of our audit procedures are outstanding at the date of the release of this report:

No	Item	Action	Responsibility	Due on/by
1.	Financial Report	Receipt of the signed financial report	Management	17 December 2025
2.	Management representation letter	Receipt of signed management representation letter	Management	17 December 2025
3.	Subsequent events	Completion of subsequent events procedures to the date of signing the audit report	RSM / Management	17 December 2025
4.	Issue of Audit Report	Issue of signed auditor's report	OAG	Within 3 business days of receiving the signed financial statements

3. Areas of Focus

In performing our audit using our optimal risk-based audit methodology, [RSM Orb](#), we have identified the following areas which we consider, in our professional judgment, of most significance in the audit of the financial report for the year ended 30 June 2025:

No.	Focus area	Significant accounting estimates and judgments involved	Identified misstatements	Control findings
1.	Non-going concern basis in the preparation of financial statements (liquidation basis / voluntary wind-up)	★ Yes	● Yes	● None
2.	Management override of controls	★ No	● None	● None

Area of Focus: Liquidation basis on preparation of financial statements (non-going concern / voluntary wind up)

Summary of response

Development subsequent to the year end

In November 2025, the Group signed a Settlement Deed (**the Deed**) with the City of Canning which is effective 30 November 2025. The other parties to the Settlement Deed are the City of Fremantle, City of Melville, Town of East Fremantle and City of Cockburn. The Group also signed a Surrender of Lease agreement (**the Agreement**) with the City of Canning which forms part of the Deed. In accordance with the terms of the Deed:

- City of Canning will discharge all the parties to the agreement from all proceedings past, present and future;
- City of Canning will forego the Entitlement Sum of \$1.457 million which was payable to the Group;
- All assets on the leasehold premises will be transferred to the City of Canning; and
- In accordance with the Agreement, an amount of \$2.174 million is payable to the City of Canning toward the end of lease obligations.

Under the non-going concern basis of accounting, there is a risk is that assets and liabilities may not be accurately stated at their realisable values. This includes risks in relation to:

- Overstatement of asset values due to reliance on outdated or non-liquid market assumptions.
- Understatement of liabilities, particularly contingent or wind-down costs.
- Inappropriate classification of items as non- current or current when realisation or settlement may extend beyond the wind-up timeline.

Responses

Our audit procedures, among other things, included:

- Reviewing the minutes of meeting of council members to confirm the details of the wind up;
- Reviewing the Deed and the Agreement to ensure that the accounting implications have been appropriately reflected in the books;
- Reviewing the measurement bases of all assets to ensure they are carried at their net realizable value and confirm proper classification in the financial statements;
- Verifying the completeness of recorded liabilities, including contingent liabilities and off-balance-sheet obligations;
- Assessing the adequacy of provisions for future costs related to the liquidation process including for any employee redundancies;
- Reviewing the notes to the financial statements to confirm that the basis of accounting, valuation methods, significant assumptions and any risks and uncertainties associated with the wind-up are appropriately disclosed.
- Investigate any events occurring after the balance sheet date that may affect the valuation of assets or the settlement of liabilities.

Findings and Conclusions

Findings

Under the orderly termination of operations basis, assets and liabilities are measured at their net realisable value as at 30 June 2025. The table below shows the gains or losses arising from this measurement, which are recognised in the profit and loss statement.

Asst/Liability at 30 June 2025	FS note reference	Before the liquidation basis accounting	After liquidation basis accounting	Gain/(Loss)	Comments
Inventories (i)	6	1,260,744	202,660	(1,058,084)	Inventory value based on external written quotes
PPE – Make good provision asset	8	808,051	-	(808,051)	No remaining value of asset as the land lease has been surrendered. Also refer to make good provision below
Right of Use Asset	10(a)	2,293,791	379,875	(1,913,916)	Remaining instalment payments on the land lease
Lease liabilities	10(b)	4,365,916	379,875	3,986,041	Remaining instalment payments on the land lease
Trade and other payable	11	3,583,927	2,126,832	1,457,095	All liabilities have been settled subsequent to year end. Gain is due to entitlement sum to City of Canning which is not payable in accordance with the Deed
Employee Related Provision	13	423,973	1,884,052	(1,460,079)	Increase in provision is due to provision for redundancies
Other Provision – Make good Provision	14	5,645,466	2,174,000	3,471,466	The carrying value reflects the end of lease obligation under the Surrender of Lease Agreement
Other provision - Provision for Transfer of Assets to City of Canning	14	-	2,790,782	(2,790,782)	Reflects the carrying value of Plant & Equipment, Work in progress, Standby equipment and CVC leasehold assets to be transferred to City of Canning
Net gain through profit and loss				883,690	
PPE through OCI – Buildings (ii)	8	1,726,521	2,451,560	725,039	Valuation based on contract for sale
PPE through OCI – CVC Leasehold Improvements	8	4,589,056	293,516	(4,295,540)	Valuation based on written quotes
Net decrease in revaluation surplus				(3,570,501)	

- (i) At 30 November 2025, \$142,900 worth of inventory reported as at 30 June 2025 is being held for sale under tender process. We understand that if this remains unsold it will be transferred to City of Canning at Nil value. As the inventory is overstated, we have taken this to the Summary of Misstatements (refer Section 4).
- (ii) The carrying value of the building has been understated as the settlement value is higher by \$244,150. We have taken this to the Summary of Misstatements (refer Section 4)

All asset and liabilities have been classified into current from non-current in accordance with the basis of preparation.

Conclusion

Based on the audit procedures, we conclude that the financial statements, in all material aspects, has been presented in accordance with the 'orderly termination of business' basis of accounting.

Area of Focus: Management override of controls

Summary of response

Our audit procedures, among other things, included:

- Testing journal entries recorded in the general ledger and adjustments on a sample basis based on data analytics to identify journal entries that exhibit characteristics of audit interest;
- Assessing accounting estimates for evidence of bias;
- Reviewing unusual, significant transactions and related party transactions; and
- Conducting an unpredictability test.

Findings and Conclusions

Findings

We would like to highlight the following key findings from our procedures:

- Using our data analytics techniques and tools we selected journal entries that exhibited characteristics of audit interest for testing. Our testing did not identify any evidence of management override of controls.
- Our procedures concluded there was no evidence of bias.
- We did not identify any unusual, significant transactions and related party transactions that would indicate any evidence of management override of controls.

Conclusion

Based on our work, we are satisfied that there are reasonable processes and controls in place to manage the risk of management override of controls.

4. Identified Misstatements

We have not included misstatements identified that are considered by management or us to be clearly trivial, either taken individually or in aggregate.

Adjusted Misstatements

The following adjustments were posted by management as a result of our audit.

Description	Assets Dr/(Cr) \$	Liabilities Dr/(Cr) \$	Equity Dr/(Cr) \$	Profit and Loss Dr/(Cr) \$
1. Being an adjustment to record the redundancy provision	-	(1,460,080)	-	1,460,080
2. Being an adjustment to write down the assets and liabilities at NRV as at 30 June 2025	(250,000)		6,106,276	(5,856,276)
3. Being an adjustment entry to record the liability side for the assets which would be transferred to City of Canning as part of the Settlement Deed	-	(2,877,140)	-	(2,877,140)
4. Being an entry to record expenses related to FY 2025	-	(333,959)	-	333,959
5. Being an adjustment entry to correct the leasehold improvements and right-of-use asset and to reduce the provision amount for the asset transfer to the City of Canning at zero value.	-	86,359	86,359	(172,718)
Total	(250,000)	(4,584,820)	6,192,635	(1,357,815)

Unadjusted Misstatements

We identified the below misstatements that have not been adjusted by management and have been presented for consideration for the committee. We believe that the overall impact of the unadjusted misstatements is not material to the financial statements.

Description	Assets Dr/(Cr) \$	Liabilities Dr/(Cr) \$	Equity Dr/(Cr) \$	Profit and Loss Dr/(Cr) \$
1. Being an entry to reclassify amounts held as term deposits with maturity greater than 90 days from cash and cash equivalents to financial assets.	275,584 (275,584)	-	-	-
2. Being an entry to adjust the inventory that may not be sold through tender and may go to the City of Canning as part of the settlement.	-	(142,900)	-	142,900
3. Being an entry to record the underestimation noted in recording the sales value of the land and buildings.	244,150	-	-	(244,150)
Total	244,150	(142,900)	-	(101,250)

Uncorrected Disclosures in the Financial Report

The disclosures in the financial statements have been significantly enhanced to provide a better understanding of the results. While all changes have not been highlighted, there are no material unadjusted disclosures in the financial statements.



5. Other Matters

Additional work and fees

Additional procedures had to be undertaken to address the risks arising from audit procedures specific to liquidation basis of accounting. Further, management required assistance with liquidation accounting adjustments and preparation of financial statements. This has resulted in additional time and effort from both RSM and the OAG.






Appendices





Appendix 1 – Required Communication to Those Charged with Governance

Appendix 2 – Changes in Accounting Standards

Appendix 1 – Required Communication to Those Charged with Governance

In accordance with Australian Auditing Standards, we are required to communicate the following matters to the ARC:

Matter	How we addressed this matter	Result
Independence	We have fully satisfied ourselves that we do not have any actual or perceived conflict of interest.	
Environmental matters	Based on our work within the scope of our engagement, nothing came to our attention to indicate the key controls around contaminated sites are ineffective.	
Subsequent events	Based on our work within the scope of our engagement, nothing came to our attention to indicate the subsequent events are not adequately disclosed or adjusted for within the financial report.	
Compliance with laws and regulations	Based on our work within the scope of our engagement, nothing came to our attention to indicate the key controls around compliance with laws and regulations are ineffective.	
External confirmations	There were no instances where management refused or denied us to send a request for external confirmation.	

Matter	How we addressed this matter	Result
Contingent liabilities or commitments	Based on our work within the scope of our engagement, except as noted above, nothing came to our attention to indicate the contingent liabilities or commitments are not adequately disclosed within the financial report.	
Going concern	As noted above, the financial statements have been prepared on an orderly termination of operations basis. This approach was adopted following a resolution by the Council of the Resource Recovery Group (RRG) to wind up both the Regional Resource Recovery Centre (RRRC Project) and the Office Accommodation Project.	
Responsibilities relating to fraud	Based on our inquiries and audit procedures, we did not become aware of any fraud during our audit.	
Other Information	Our procedures have not identified any material misstatement within the other information contained within the financial report.	

For more information, visit: www.rsm.global/australia/service/audit-and-assurance-services

RSM Australia

Level 32, Exchange Tower
2 The Esplanade
Perth WA 6000
T +61 (08) 9261 9100
F +61 (08) 9261 9111
rsm.com.au

RSM Australia is a member of the RSM network and trades as RSM. RSM is the trading name used by the members of the RSM network.

Each member of the RSM network is an independent accounting and consulting firm each of which practices in its own right. The RSM network is not itself a separate legal entity of any description in any jurisdiction.

The RSM network is administered by RSM International Limited, a company registered in England and Wales (company number 4040598) whose registered office is at 50 Cannon Street, 2nd Floor, London EC4N 6JJ.

The brand and trademark RSM and other intellectual property rights used by members of the network are owned by RSM International Association, an association governed by article 60 et seq of the Civil Code of Switzerland whose seat is in Zug.

© RSM International Association

Liability limited by a scheme approved under professional standards legislation

RESOURCE RECOVERY GROUP
FINANCIAL REPORT
FOR THE YEAR ENDED 30 JUNE 2025

Statement by CEO	2
Statement of comprehensive income	3
Statement of financial position	4
Statement of changes in equity	5
Statement of cash flows	6
Statement of financial activity	7
Index of notes to the financial report	8

RESOURCE RECOVERY GROUP COMMUNITY VISION

A circular economy with less waste and lower carbon emissions.
We are leaders in maximising material recovery and minimising climate impacts by providing our communities with best practice resource recovery solutions with high recovery rates and ethical supply chains.

Principal place of business:
9 Aldous Place
Booragoon WA

**RESOURCE RECOVERY GROUP
FINANCIAL REPORT
FOR THE YEAR ENDED 30 JUNE 2025**

*Local Government Act 1995
Local Government (Financial Management) Regulations 1996*

Statement by CEO

The accompanying financial report of the Resource Recovery Group has been prepared in compliance with the provisions of the *Local Government Act 1995* from proper accounts and records to present fairly the financial transactions for the reporting period ended 30 June 2025 and the financial position as at 30 June 2025.


At the date of signing this statement the particulars included in the financial report are not misleading or inaccurate.

Signed on the 16th day of December 2025

Marten Tieleman

CEO


Marten Tieleman
Name of CEO



**RESOURCE RECOVERY GROUP
STATEMENT OF COMPREHENSIVE INCOME
FOR THE YEAR ENDED 30 JUNE 2025**

	Note	2025 Actual \$	2025 Budget \$	2024 Actual \$
Revenue				
Grants, subsidies and contributions	2(a)	2,638,067	2,430,482	2,353,809
Fees and charges	2(a)	17,136,344	15,382,365	14,716,242
Interest revenue	2(a)	249,178	216,585	341,382
Other revenue	2(a)	1,909,458	1,902,063	2,264,977
Non-going concern basis of preparation adjustments	1, 2(b)	883,690	0	0
		22,816,737	19,931,495	19,676,410
Expenses				
Employee costs	2(b)	(4,998,409)	(6,026,605)	(5,229,535)
Materials and contracts		(12,410,365)	(11,242,372)	(10,411,975)
Utility charges		(813,930)	(734,486)	(700,379)
Depreciation	8(a),10(a)	(3,461,260)	(3,134,188)	(3,693,580)
Finance costs	2(b)	(268,150)	(298,007)	(293,991)
Insurance		(2,365,834)	(2,192,703)	(2,092,804)
		(24,317,948)	(23,628,361)	(22,422,264)
		(1,501,211)	(3,696,866)	(2,745,854)
Capital grants, subsidies and contributions	2(a)	0	0	250,000
Profit on asset disposals		0	0	38,867
Loss on revaluation of Rehabilitation/Make Good Provision	8(a)	0	0	(28,596)
		0	0	260,271
Net result for the period	21(b)	(1,501,211)	(3,696,866)	(2,485,583)
Other comprehensive loss for the period				
<i>Items that will not be reclassified subsequently to profit or loss</i>				
Changes in asset revaluation surplus	15	(3,570,501)	0	0
Total other comprehensive loss for the period	15	(3,570,501)	0	0
Total comprehensive loss for the period		(5,071,712)	(3,696,866)	(2,485,583)


This statement is to be read in conjunction with the accompanying notes.



**RESOURCE RECOVERY GROUP
STATEMENT OF FINANCIAL POSITION
AS AT 30 JUNE 2025**

	Note	2025 \$	2024 \$
CURRENT ASSETS			
Cash and cash equivalents	3	1,914,939	4,269,280
Trade and other receivables	5	2,108,169	1,702,415
Other financial assets	4(a)	6,476,035	5,419,724
Inventories	6	202,660	1,239,930
Other assets	7(a)	685,470	805,391
Non-current assets classified as held for sale	7(b)	5,925,717	0
TOTAL CURRENT ASSETS		17,312,990	13,436,740
NON-CURRENT ASSETS			
Other financial assets	4(b)	0	1,612,200
Property, plant and equipment	8	0	12,034,623
Right-of-use assets	10(a)	0	2,885,403
TOTAL NON-CURRENT ASSETS		0	16,532,226
TOTAL ASSETS		17,312,990	29,968,966
CURRENT LIABILITIES			
Trade and other payables	11	2,126,832	5,796,366
Lease liabilities	10(b)	379,875	637,613
Borrowings	12	1,612,200	95,824
Employee related provisions	13	423,973	389,026
Other provisions	14	6,424,861	0
TOTAL CURRENT LIABILITIES		10,967,741	6,918,829
NON-CURRENT LIABILITIES			
Lease liabilities	10(b)	0	4,331,334
Borrowings	12	0	1,612,200
Employee related provisions	13	0	75,383
Other provisions	14	0	5,614,260
TOTAL NON-CURRENT LIABILITIES		0	11,633,177
TOTAL LIABILITIES		10,967,741	18,552,006
NET ASSETS		6,345,249	11,416,960
EQUITY			
Retained surplus		(3,406,317)	(6,139,994)
Reserve accounts	24	4,850,335	9,085,223
Revaluation surplus	15	4,901,231	8,471,732
TOTAL EQUITY		6,345,249	11,416,960


This statement is to be read in conjunction with the accompanying notes.



**RESOURCE RECOVERY GROUP
STATEMENT OF CHANGES IN EQUITY
FOR THE YEAR ENDED 30 JUNE 2025**

	Note	Retained surplus \$	Reserve accounts \$	Revaluation surplus \$	Total equity \$
Balance as at 1 July 2023		(4,702,513)	10,133,325	8,471,732	13,902,544
Comprehensive loss for the period					
Net result for the period		(2,485,583)	0	0	(2,485,583)
Total comprehensive loss for the period		(2,485,583)	0	0	(2,485,583)
Transfers from reserve accounts	24	1,048,102	(1,048,102)	0	0
Balance as at 30 June 2024		(6,139,994)	9,085,223	8,471,732	11,416,960
Comprehensive loss for the period					
Net result for the period		(1,501,211)	0	0	(1,501,211)
Other comprehensive loss for the period		0	0	(3,570,501)	(3,570,501)
Total comprehensive loss for the period		(1,501,211)	0	(3,570,501)	(5,071,712)
Transfers from reserve accounts, net	24	4,234,888	(4,234,888)	0	0
Balance as at 30 June 2025		(3,406,317)	4,850,335	4,901,231	6,345,249


This statement is to be read in conjunction with the accompanying notes.



**RESOURCE RECOVERY GROUP
STATEMENT OF CASH FLOWS
FOR THE YEAR ENDED 30 JUNE 2025**

	Note	2025 Actual \$	2024 Actual \$
CASH FLOWS FROM OPERATING ACTIVITIES			
Receipts			
Grants, subsidies and contributions		2,232,313	1,751,230
Fees and charges		17,516,728	14,716,242
Interest revenue		249,178	341,382
Goods and services tax received		2,128,769	1,861,312
Other revenue		1,909,458	2,264,977
		<u>24,036,446</u>	<u>20,935,143</u>
Payments			
Employee costs		(5,038,845)	(5,562,693)
Materials and contracts		(15,449,023)	(10,990,653)
Utility charges		(813,930)	(700,379)
Finance costs		(236,944)	(262,640)
Insurance paid		(2,365,835)	(2,092,804)
Goods and services tax paid		(1,583,825)	(1,422,653)
		<u>(25,488,402)</u>	<u>(21,031,822)</u>
Net cash (used in) operating activities	16(b)	(1,451,956)	(96,679)
CASH FLOWS FROM INVESTING ACTIVITIES			
Payments for purchase of property, plant & equipment	8(a)	(759,419)	(844,412)
Proceeds from capital grants, subsidies and contributions		0	250,000
Proceeds for financial assets at amortised cost		2,072,265	746,849
Proceeds from financial assets at fair values through other comprehensive income		(1,516,376)	0
Proceeds from sale of property, plant & equipment		0	38,867
Net cash provided by (used in) investing activities		<u>(203,530)</u>	<u>191,304</u>
CASH FLOWS FROM FINANCING ACTIVITIES			
Repayment of borrowings	23(a)	(95,824)	(91,976)
Payments for principal portion of lease liabilities	23(b)	(603,031)	(582,243)
Contribution from Project Participants for loan repayments	23(a)	0	91,976
Net cash (used in) financing activities		<u>(698,855)</u>	<u>(582,243)</u>
Net (decrease) in cash held		(2,354,341)	(487,618)
Cash at beginning of year		4,269,280	4,756,898
Cash and cash equivalents at the end of the year	16(a)	<u>1,914,939</u>	<u>4,269,280</u>

This statement is to be read in conjunction with the accompanying notes.



**RESOURCE RECOVERY GROUP
STATEMENT OF FINANCIAL ACTIVITY
FOR THE YEAR ENDED 30 JUNE 2025**

Note	2025 Actual \$	2025 Budget \$	2024 Actual \$
OPERATING ACTIVITIES			
Revenue from operating activities			
Grants, subsidies and contributions	2,638,067	2,430,482	2,353,809
Fees and charges	17,136,344	15,382,365	14,716,242
Interest revenue	249,178	216,585	341,382
Other revenue	1,909,458	1,902,063	2,264,977
Profit on asset disposals	0	0	38,867
	<u>21,933,047</u>	<u>19,931,495</u>	<u>19,715,277</u>
Expenditure from operating activities			
Employee costs	(4,998,409)	(6,026,605)	(5,229,535)
Materials and contracts	(12,410,365)	(11,242,372)	(10,411,975)
Utility charges	(813,930)	(734,486)	(700,379)
Depreciation	(3,461,260)	(3,134,188)	(3,693,580)
Finance costs	(268,150)	(298,007)	(293,991)
Insurance	(2,365,835)	(2,192,703)	(2,092,804)
Non-going concern basis of preparation adjustments	883,690	0	0
Loss on revaluation of non-current assets	0	0	(28,596)
	<u>(23,434,259)</u>	<u>(23,628,361)</u>	<u>(22,450,860)</u>
22(a)	<u>9,209,176</u>	<u>3,242,400</u>	<u>3,787,686</u>
Amount attributable to operating activities	<u>7,707,964</u>	<u>(454,466)</u>	<u>1,052,103</u>
INVESTING ACTIVITIES			
Inflows from investing activities			
Capital grants, subsidies and contributions	0	0	250,000
Proceeds from disposal of assets	0	0	38,867
	<u>0</u>	<u>0</u>	<u>288,867</u>
Outflows from investing activities			
Right of use assets received - non cash	591,612	0	0
Acquisition of property, plant and equipment	(759,419)	(1,461,826)	(1,360,525)
	<u>(167,807)</u>	<u>(1,461,826)</u>	<u>(1,360,525)</u>
Non-cash amounts excluded from investing activities	5,832,718	3,605,796	0
22(b)	<u>5,832,718</u>	<u>3,605,796</u>	<u>0</u>
Amount attributable to investing activities	<u>5,664,911</u>	<u>2,143,970</u>	<u>(1,071,658)</u>
FINANCING ACTIVITIES			
Inflows from financing activities			
Proceeds from borrowings	0	0	91,976
Proceeds from new leases - non cash	(3,986,041)	0	0
Transfers from reserve accounts	4,234,888	2,282,470	1,048,102
	<u>248,847</u>	<u>2,282,470</u>	<u>1,140,078</u>
Outflows from financing activities			
Repayment of borrowings	(95,824)	(95,824)	(91,976)
Payments for principal portion of lease liabilities	(603,031)	(4,243,409)	(582,242)
	<u>(698,855)</u>	<u>(4,339,233)</u>	<u>(674,218)</u>
Non-cash amounts excluded from financing activities	(3,986,041)	0	0
22(c)	<u>(3,986,041)</u>	<u>0</u>	<u>0</u>
Amount attributable to financing activities	<u>(4,436,049)</u>	<u>(2,056,763)</u>	<u>465,860</u>
MOVEMENT IN SURPLUS OR DEFICIT			
Surplus or deficit at the start of the financial year	1,212,734	1,212,734	766,430
Amount attributable to operating activities	7,707,964	(454,466)	1,052,103
Amount attributable to investing activities	5,664,911	2,143,970	(1,071,658)
Amount attributable to financing activities	(4,436,049)	(2,056,763)	465,860
22(d)	<u>10,149,560</u>	<u>845,475</u>	<u>1,212,734</u>

This statement is to be read in conjunction with the accompanying notes.



**RESOURCE RECOVERY GROUP
FOR THE YEAR ENDED 30 JUNE 2025
INDEX OF NOTES TO THE FINANCIAL REPORT**

Note 1	Basis of preparation	9
Note 2	Revenue and expenses	11
Note 3	Cash and cash equivalents	13
Note 4	Other financial assets	19
Note 5	Trade and other receivables	14
Note 6	Inventories	14
Note 7	Other assets	15
Note 8	Property, plant and equipment	16
Note 9	Fixed assets	18
Note 10	Leases	20
Note 11	Trade and other payables	22
Note 12	Borrowings	23
Note 13	Employee related provisions	24
Note 14	Other provisions	25
Note 15	Revaluation surplus	26
Note 16	Notes to the statement of cash flows	27
Note 17	Related party transactions	28
Note 18	Financial risk management	29
Note 19	Events occurring after the end of the reporting period	33
Note 20	Other material accounting policies	35
Note 21	Function and activity	36
Note 22	Determination of surplus or deficit	38
Note 23	Borrowing and lease liabilities	39
Note 24	Reserve accounts	40
Note 25	Trust funds	41

**RESOURCE RECOVERY GROUP
NOTES TO AND FORMING PART OF THE FINANCIAL REPORT
FOR THE YEAR ENDED 30 JUNE 2025**

1. BASIS OF PREPARATION

The financial report of the Resource Recovery Group which is a Class 2 local government comprises general purpose financial report which has been prepared in accordance with the *Local Government Act 1995* and accompanying regulations.

Local Government Act 1995 requirements

Section 6.4(2) of the *Local Government Act 1995* read with the *Local Government (Financial Management) Regulations 1996* prescribe that the financial report be prepared in accordance with the *Local Government Act 1995* and, to the extent that they are not inconsistent with the Act, the Australian Accounting Standards. The Australian Accounting Standards (as they apply to local governments and not-for-profit entities) and Interpretations of the Australian Accounting Standards Board were applied where no inconsistencies exist.

The *Local Government (Financial Management) Regulations 1996* specify that vested land is a right-of-use asset to be measured at cost, and is considered a zero cost concessionary lease. All right-of-use assets under zero cost concessionary leases are measured at zero cost rather than at fair value, except for vested improvements on concessionary land leases such as roads, buildings or other infrastructure which continue to be reported at fair value, as opposed to the vested land which is measured at zero cost. The measurement of vested improvements at fair value is a departure from AASB 16 which would have required Resource Recovery Group to measure any vested improvements at zero cost.

The *Local Government (Financial Management) Regulations 1996* provide that:

- land and buildings classified as property, plant and equipment; or
 - infrastructure; or
 - vested improvements that the local government controls ;
- and measured at reportable value, are only required to be revalued every five years. Revaluing these non-financial assets every five years is a departure from *AASB 116 Property, Plant and Equipment*, which would have required Resource Recovery Group to assess at each reporting date whether the carrying amount of the above mentioned non-financial assets materially differs from their fair value and, if so, revalue the class of non-financial assets.

Accounting policies which have been adopted in the preparation of this financial report have been consistently applied unless stated otherwise. Except for cash flow and rate setting information, the financial report has been prepared on the accrual basis and is based on historical costs, modified, where applicable, by the measurement at fair value of selected non-current assets, financial assets and liabilities.

Critical accounting estimates and judgements

The preparation of a financial report in conformity with Australian Accounting Standards requires management to make judgements, estimates and assumptions that effect the application of policies and reported amounts of assets and liabilities, income and expenses.

The estimates and associated assumptions are based on historical experience and various other factors that are believed to be reasonable under the circumstances; the results of which form the basis of making the judgements about carrying amounts of assets and liabilities that are not readily apparent from other sources. Actual results may differ from these estimates.

As with all estimates, the use of different assumptions could lead to material changes in the amounts reported in the financial report.

The following are estimates and assumptions that have a significant risk of causing a material adjustment to the carrying amounts of assets and liabilities within the next financial year and further information on their nature and impact can be found in the relevant note:

- Fair value measurement of assets carried at reportable value including:
 - Property, plant and equipment - Note 8
 - Assets held for sale - Note 7
 - Impairment losses of non-financial assets - Note 8 8
 - Measurement of employee benefits - Note 13
 - Measurement of provisions - Note 14

Fair value heirarchy information can be found in Note 20

The local government reporting entity

All funds through which Resource Recovery Group controls resources to carry on it's functions have been included in the financial statements forming part of this financial report.

Initial application of accounting standards

During the current year, the following new or revised Australian Accounting Standards and Interpretations were applied for the first time.

- *AASB 2020-1 Amendments to Australian Accounting Standards - Classification of Liabilities as Current or Non-current*
- *AASB 2022-5 Amendments to Australian Accounting Standards - Lease Liability in a Sale and Leaseback*
- *AASB 2022-6 Amendments to Australian Accounting Standards - Non-current Liabilities with Covenants*
- *AASB 2023-3 Amendments to Australian Accounting Standards - Disclosure of Non-current Liabilities with Covenants: Tier 2*
- *AASB 2024-1 Amendments to Australian Accounting Standards - Supplier Finance Arrangements: Tier 2 Disclosures*
- *AASB 2023-1 Amendments to Australian Accounting Standards - Supplier Finance Arrangements*

These amendments are not expected to have any material impact on the financial report on initial application.

- *AASB 2022-10 Amendments to Australian Accounting Standards - Fair Value Measurement of Non-Financial Assets of Not-for-Profit Public Sector Entities*

This amendment may result in changes to the fair value of certain non-financial assets on revaluation. The impact has not been quantified as it is not considered practicable to determine the amount of the difference in fair value attributable to the change in the standard.

New accounting standards for application in future years

The following new accounting standards will have application to local government in future years:

- *AASB 2014-10 Amendments to Australian Accounting Standards - Sale or Contribution of Assets between an Investor and its Associate or Joint Venture*
- *AASB 2024-4b Amendments to Australian Accounting Standards - Effective Date of Amendments to AASB 10 and AASB 128 [deferred AASB 10 and AASB 128 amendments in AASB 2014-10 apply]*
- *AASB 2022-9 Amendments to Australian Accounting Standards - Insurance Contracts in the Public Sector*
- *AASB 2023-5 Amendments to Australian Accounting Standards - Lack of Exchangeability*
- *AASB 18 (FP) Presentation and Disclosure in Financial Statements - (Appendix D) [for for-profit entities]*
- *AASB 18 (NFP/super) Presentation and Disclosure in Financial Statements - (Appendix D) [for not-for-profit and superannuation entities]*
- *AASB 2024-2 Amendments to Australian Accounting Standards - Classification and Measurement of Financial Instruments*
- *AASB 2024-3 Amendments to Australian Accounting Standards - Annual Improvements Volume 11*

These amendments are not expected to have any material impact on the financial report on initial application.

**RESOURCE RECOVERY GROUP
NOTES TO AND FORMING PART OF THE FINANCIAL REPORT
FOR THE YEAR ENDED 30 JUNE 2025**

1 BASIS OF PREPARATION (continued)

Non-going concern basis

The financial report has been prepared on an orderly wind-up of the business basis. This basis has been applied pursuant to a meeting of the Council of the Resource Recovery Group (RRG) whereby the Council resolved to wind up the Regional Resource Recovery Centre (RRRC) project and the Office Accommodation project. These projects generate the majority of income and hold all the physical income earning assets of the RRG.

The financial report can only be prepared on a going concern basis where there is neither the intention nor the need to liquidate the Council or cease trading. If such an intention or need exists, the financial report cannot be prepared on a going concern basis.

Accordingly, the Council have determined that the going concern basis of preparation is no longer appropriate and the financial report has been prepared on the basis of an orderly wind-up of the business. Under the orderly wind-up of the business preparation, assets and liabilities are measured at their net realisable value, taking into account events that have occurred after the reporting date up to the date when the financial report is authorized for issue. Net realisable value is based on the proceeds receivables on disposal less any restructure and realisation costs as detailed in the accounting policies noted below. The realisable value of liabilities is their value in accordance with accounting policies (regardless of whether full settlement is expected). Any gains or losses arising from measuring assets and liabilities to the realisable values are recognised in the profit and loss.

Under the orderly wind-up of the business basis of accounting, all assets and liabilities are classified as current. The accounting policies adopted as set out below are consistent with those of the previous financial year except for changes specified related to the adoption of the orderly wind-up of the business basis of preparation.

The RRG Council believes that there are reasonable grounds to believe that RRG will be able to conduct an orderly wind-up of the business due to:

(i) The RRRC assets which is located on land leased from the City of Canning will be transferred to the City of Canning. Refer to note 7(b).

(ii) the RRG office building which comprises the Office Accommodation Project is being sold subsequent to the year end at the carrying value. Refer to note 7(b).

(iii) Following the completion of the above transactions, RRG Council will make further resolution to distribute the remaining equity in accordance with the Establishment Agreement dated 10 October 2024 between the City of Fremantle and City of Melville.

(iv) RRG continues to have sufficient cash to meet its trading obligations until such time that the above transactions are complete.

**RESOURCE RECOVERY GROUP
NOTES TO AND FORMING PART OF THE FINANCIAL REPORT
FOR THE YEAR ENDED 30 JUNE 2025**

2. REVENUE AND EXPENSES

(a) Revenue

Contracts with customers

Recognition of revenue is dependant on the source of revenue and the associated terms and conditions associated with each source of revenue and recognised as follows:

Revenue category	Nature of goods and services	When obligations typically satisfied	Payment terms	Returns/refunds/warranties	Timing of revenue recognition
Grants, subsidies and contributions	Community events, minor facilities, research, design, planning evaluation and services	Over time	Fixed terms transfer of funds based on agreed milestones and reporting	Contract obligation if project not complete	Output method based on project milestones and/or completion date matched to performance obligations
Fees and Charges - waste management entry fees	Waste treatment, recycling and disposal service at disposal sites	Single point in time	Payment in advance at gate or on normal trading terms if credit provided	None	On entry to facility
Fees and Charges - memberships	Project Participants Annual Contributions	Over time	Payment in advance (annual/quarterly)	Refund for unused portion on application	Output method over 12 months
Fees and Charges - sale of stock	Recovered Recyclable Products	Single point in time	On normal trading terms - credit provided as agreed	Refund for faulty goods/quality/contamination percentages	On dispatch of the goods (as customer as this is when customer obtains control of goods)
Fees and Charges - sale of carbon credit units	Reduction in Greenhouse gases emissions.	Single point in time	On normal trading terms - credit provided as agreed	None	On completion of transfer (when the customer obtains control)
Other Revenue - Container deposit scheme	Recovered Recyclable Products	Single point in time	Fixed terms transfer of funds based on agreed reporting	None	Output method based on project reporting matched to performance obligations

Consideration from contracts with customers is included in the transaction price.

Revenue recognition

Revenue recognised during the year under each basis of recognition by nature of goods or services is provided in the table below:

Nature	Contracts with customers	Capital grant/contributions	Statutory requirements	Other	Total
	\$	\$	\$	\$	\$
Grants, subsidies and contributions	0	0	0	2,638,067	2,638,067
Annual member's contributions	0	0	0	133,985	0
Member contributions towards loan interest	0	0	0	80,595	0
Member RRRRC contributions	0	0	0	2,211,068	0
Grants	0	0	0	159,400	0
Other contributions	0	0	0	53,018	0
Fees and charges	17,136,344	0	0	0	17,136,344
Gate fees - participating member councils	9,186,371	0	0	0	0
Gate fees - others	3,764,447	0	0	0	0
Gate fees - compaction charges	67,435	0	0	0	0
Sale of materials	3,680,833	0	0	0	0
Consultancy fees	259,393	0	0	0	0
Sale of carbon credit offsets	177,865	0	0	0	0
Interest revenue	0	0	0	249,178	249,178
Other revenue	1,908,458	0	0	1,000	1,909,458
Container deposit scheme (CDS) income	1,710,735	0	0	0	0
Other revenue	197,723	0	0	0	0
Capital grants, subsidies and contributions					
Total	19,044,802	0	0	2,888,245	21,933,047

2. REVENUE AND EXPENSES (Continued)

(a) Revenue (Continued)

For the year ended 30 June 2024

Nature	Contracts with customers	Capital grant/contributions	Statutory requirements	Other	Total
	\$	\$	\$	\$	\$
Grants, subsidies and contributions	0	0	0	2,353,809	2,353,809
Annual member's contributions	0	0	0	284,431	284,431
Member contributions towards loan interest	0	0	0	85,134	85,134
Member RRRC contributions	0	0	0	1,936,308	1,936,308
Grants	0	0	0	0	0
Other contributions	0	0	0	47,936	47,936
Fees and charges	14,716,242	0	0	0	14,716,242
Service charges				0	0
Gate fees - participating member councils	7,816,276	0	0	0	0
Gate fees - Others	3,037,817	0	0	0	0
Sale of materials	3,239,772	0	0	0	0
Consultancy fees	270,902	0	0	0	0
Sale of carbon credit offsets	351,475	0	0	0	0
Interest revenue	0	0	0	341,382	341,382
Other revenue	2,264,977	0	0	0	2,264,977
Container deposit scheme (CDS) income	2,088,038	0	0	0	0
Other revenue	176,939	0	0	0	0
Capital grants, subsidies and contributions	0	250,000	0	0	250,000
Total	16,981,219	250,000	0	2,695,191	19,926,410

Note	2025 Actual	2024 Actual
	\$	\$
Interest revenue		
Interest on reserve account	231,167	330,225
Other interest revenue	18,011	11,157
	249,178	341,382
(b) Expenses		
Auditors remuneration		
- Audit of the Annual Financial Report	64,050	90,000
	64,050	90,000
Employee Costs		
Employee benefit costs	4,843,955	5,229,535
Other employee costs	154,454	0
	4,998,409	5,229,535
Finance costs		
Interest and financial charges paid/payable for lease liabilities and financial liabilities not at fair value through profit or loss	68,890	72,737
Provisions: unwinding of discount	31,206	31,351
Guarantee Fees	11,706	12,397
Lease liabilities	156,348	177,507
	268,150	293,992
Non-going concern basis of preparation adjustments		
Impairment - RRRC Leasehold Improvements Assets	8	808,051
Impairment - ROU Asset due early termination of land lease	10	1,913,916
Reduction in lease liability due to early surrender	10	(3,986,041)
Reduction in payout to City of Canning in lieu of transfer of assets	11	(1,457,095)
Reduction of Make Good Provision	14	(3,471,466)
Provision for Transfer of Assets to City of Canning	14	2,790,782
Write down of inventories to net realisable value	6	1,058,084
Provision for redundancy on wind-up	14	1,460,079
		(883,690)

Any gain or loss arising from the measurement of assets and liabilities at realisable value, are recognised in profit and loss

**RESOURCE RECOVERY GROUP
NOTES TO AND FORMING PART OF THE FINANCIAL REPORT
FOR THE YEAR ENDED 30 JUNE 2025**

3. CASH AND CASH EQUIVALENTS

Note	2025 \$	2024 \$
Cash at bank and on hand	367,832	1,056,393
Term deposits	275,583	2,407,079
Call Deposits	1,271,524	805,808
Total cash and cash equivalents	1,914,939	4,269,280
Held as		
- Unrestricted cash and cash equivalents	1,914,939	952,761
- Restricted cash and cash equivalents	0	3,316,519
	1,914,939	4,269,280

MATERIAL ACCOUNTING POLICIES

Cash and cash equivalents

Cash and cash equivalents include cash on hand, cash at bank, deposits available on demand with banks and other short term highly liquid investments with original maturities of three months or less that are readily convertible to known amounts of cash and which are subject to an insignificant risk of changes in value.

Bank overdrafts are reported as short term borrowings in current liabilities in the statement of financial position.

Term deposits are presented as cash equivalents if they have a maturity of three months or less from the date of acquisition and are repayable with 24 hours notice with no loss of interest.

Restricted financial assets

Restricted financial asset balances are not available for general use by the local government due to externally imposed restrictions. Restrictions are specified in an agreement, contract or legislation. This applies to reserve accounts, unspent grants, subsidies and contributions and unspent loans that have not been fully expended in the manner specified by the contributor, legislation or loan agreement.

4. OTHER FINANCIAL ASSETS

(a) Current assets

Note	2025 \$	2024 \$
Financial assets at amortised cost	4,850,335	5,310,400
Financial assets at fair values through other comprehensive income	1,612,200	95,824
Bond in Lieu of Bank Guarantee	13,500	13,500
	6,476,035	5,419,724

Other financial assets at amortised cost

Term Deposit with maturity date more than 90 days	4,850,335	5,310,400
	4,850,335	5,310,400

Financial assets at fair values through other comprehensive income

Loan receivable - Project Participants	24,576	95,824
Loan repayable on sale of 9 Aldous Place, Booragoon	1,587,624	0
	1,612,200	95,824

Financial assets at fair value through profit and loss

Bond in Lieu of Bank Guarantee	13,500	13,500
	13,500	13,500

Held as

- Unrestricted other financial assets at amortised cost	1,625,700	5,057,244
- Restricted other financial assets at amortised cost	4,850,335	362,480
	6,476,035	5,419,724

(b) Non-current assets

Financial assets at amortised cost	0	1,612,200
	0	1,612,200

Financial assets at amortised cost

Loan receivable - Project Participants	0	1,612,200
	0	1,612,200

MATERIAL ACCOUNTING POLICIES

Other financial assets at amortised cost

Resource Recovery Group classifies financial assets at amortised cost if both of the following criteria are met:

- the asset is held within a business model whose objective is to collect the contractual cashflows; and
- the contractual terms give rise to cash flows that are solely payments of principal and interest.

Fair values of financial assets at amortised cost are not materially different to their carrying amounts, since the interest receivable on those assets is either close to current market rates or the assets are of a short term nature. Non-current financial assets at amortised cost fair values are based on discounted cash flows using a current market rates. They are classified as level 2 fair values in the fair value hierarchy (see Note 20 (i)) due to the observable market rates.

Interest received is presented under cashflows from operating activities in the Statement of Cash Flows where it is earned from financial assets that are held for cash management purposes.

Financial assets at fair value through profit or loss

Resource Recovery Group classifies the following financial assets at fair value through profit or loss:

- debt investments which do not qualify for measurement at either amortised cost or fair value through other comprehensive income.
- equity investments which Resource Recovery Group has elected to recognise as fair value gains and losses through profit or loss.

Impairment and risk

Information regarding impairment and exposure to risk can be found at Note 18.

RESOURCE RECOVERY GROUP
NOTES TO AND FORMING PART OF THE FINANCIAL REPORT
FOR THE YEAR ENDED 30 JUNE 2025

5. TRADE AND OTHER RECEIVABLES

	Note	2025	2024
		\$	\$
Current			
Trade receivables		2,112,344	1,702,415
Allowance for credit losses of trade receivables	18(b)	(4,175)	0
		2,108,169	1,702,415

MATERIAL ACCOUNTING POLICIES

Trade receivables

Trade receivables are amounts receivable from contractual arrangements with customers for goods sold, services performed or grants or contributions with sufficiently specific performance obligations or for the construction of recognisable non financial assets as part of the ordinary course of business.

Measurement

Trade and other receivables are recognised initially at the amount of the transaction price, unless they contain a significant financing component, and are to be recognised at fair value.

Other receivables

Other receivables are amounts receivable from contractual arrangements with third parties other than contracts with customers and amounts received as grants for the construction of recognisable non financial assets.

Classification and subsequent measurement

Receivables which are generally due for settlement within 30 days are classified as current assets.

Trade and other receivables are held with the objective to collect the contractual cashflows and therefore Resource Recovery Group measures them subsequently at amortised cost using the effective interest rate method.

Due to the short term nature of current receivables, their carrying amount is considered to be the same as their fair value. Non-current receivables are indexed to inflation, any difference between the face value and fair value is considered immaterial.

Impairment and risk exposure

Information about the impairment of trade receivables and their exposure to credit risk and interest rate risk can be found in Note 18.

6. INVENTORIES

	Note	2025	2024
		\$	\$
Current			
Fuel and materials		4,037	4,129
Stock on Hand - CVC		1,369,007	1,341,572
Stock on Hand - Finished Goods		59,760	66,289
Provision for Inventory (NRV Adjustment)		(1,230,144)	(172,060)
		202,660	1,239,930

The following movements in inventories occurred during the year:

Balance at beginning of year		1,239,930	1,271,990
Additions to inventory		616,555	834,339
Inventories expensed during the year		(595,741)	(866,399)
Write down of inventories to net realisable value	2(b)	(1,058,084)	0
Balance at end of year		202,660	1,239,930

Inventories have been written down to their realisable value, based on written offers from third parties.

MATERIAL ACCOUNTING POLICIES

General

Inventories are measured at the lower of cost and net realisable value.

Net realisable value is the estimated selling price in the ordinary course of business less the estimated costs of completion and the estimated costs necessary to make the sale.

**RESOURCE RECOVERY GROUP
NOTES TO AND FORMING PART OF THE FINANCIAL REPORT
FOR THE YEAR ENDED 30 JUNE 2025**

7. OTHER ASSETS

	2025	2024
	\$	\$
7(a) Other assets - current		
Prepayments	89,440	89,697
Accrued income	596,030	715,694
	685,470	805,391
7(b) Non-current assets held for sale		
(i) Non-current assets held for sale - 9 Aldous Place	2,451,560	0
(ii) Non-current assets held for sale - Plant & Equipment	2,161,103	0
(ii) Non-current assets held for sale - Work in Progress	231,296	0
(ii) Non-current assets held for sale - Standby Equipment	104,867	0
(ii) Non-current assets held for sale - CVC Leasehold	293,516	0
(iii) Non-current assets held for sale - Plant & Equipment	303,500	0
(iv) Non-current assets held for sale - ROU Assets	379,875	0
	5,925,717	0

(i) As at 30 June 2025, 9 Aldous Place was classified as held for sale. As of the date of this report, the property has been sold. This amount represents the net sale proceeds based on the contract signed with a third party.

(ii) As per part of the settlement agreement signed with City of Canning on 21 November 2025, effective from 30 November 2025, this asset will transfer to the City of Canning

(iii) Plant and Equipment assets held for sale by tender or other means. These assets do not form part of the transfer to the City of Canning

(iv) Right of Use - RRRC Ground Lease as at 30 June 2025. This reflects the amounts payable to 31 December 2025 as part of the lease settlement.

MATERIAL ACCOUNTING POLICIES

Other current assets

Other non-financial assets include prepayments which represent payments in advance of receipt of goods or services or that part of expenditure made in one accounting period covering a term extending beyond that period.

Non-current assets held for sale

Assets are classified as held for sale where the carrying amount will be recovered through a sale rather than continuing use and the asset is available for immediate sale with a sale being highly probable. Non-current assets classified as held for sale are valued at the lower of the carrying amount and fair value less costs to sell.

The fair value of land and buildings was determined using the sales comparison approach using comparable properties in the area. This is a level 2 measurement as per the fair value hierarchy set out in Note 20(i).

**RESOURCE RECOVERY GROUP
NOTES TO AND FORMING PART OF THE FINANCIAL REPORT
FOR THE YEAR ENDED 30 JUNE 2025**

8. PROPERTY, PLANT AND EQUIPMENT

(a) Movements in balances

Movement in the balances of each class of property, plant and equipment between the beginning and the end of the current financial year.

						Plant and equipment						
	Note	Buildings	CVC Leasehold Improvements	Total Buildings -own plus leasehold	Work in progress	Total property	Furniture and equipment	Plant and equipment	Standby equipment	ROU make good provision asset	Information Technology Equipment	Total property, plant and equipment
		\$	\$	\$	\$	\$	\$	\$	\$	\$	\$	\$
Balance at 1 July 2023		1,762,521	6,899,393	8,661,914	490,093	9,152,007	0	3,682,010	177,934	1,301,672	6,739	14,320,361
Additions		0	0	0	48,814	48,814	0	795,598	0	0	0	844,412
Revaluation (loss) / reversals transferred to profit or loss		0	0	0	0	0	0	0	0	(28,596)	0	(28,596)
Depreciation		(18,000)	(1,075,605)	(1,093,605)	0	(1,093,605)	0	(1,543,992)	(25,633)	(433,847)	(4,479)	(3,101,556)
Transfers		0	0	0	(490,093)	(490,093)	0	516,113	(26,020)	0	0	0
Balance at 30 June 2024		1,744,521	5,823,788	7,568,309	48,814	7,617,123	0	3,449,731	126,281	839,229	2,259	12,034,623
Comprises:												
Gross balance amount at 30 June 2024		1,800,000	18,815,617	20,615,617	878,787	21,494,404	47,564	10,212,399	229,840	5,054,819	142,477	37,181,503
Accumulated depreciation at 30 June 2024		(55,479)	(6,084,682)	(6,140,161)	0	(6,140,161)	(47,564)	(6,756,805)	(53,279)	(1,979,662)	(140,218)	(15,117,689)
Accumulated impairment loss at 30 June 2024		0	(6,907,147)	(6,907,147)	(829,973)	(7,737,120)	0	(5,863)	(50,280)	(2,235,928)	0	(10,029,191)
Balance at 30 June 2024	8(b)	1,744,521	5,823,788	7,568,309	48,814	7,617,123	0	3,449,731	126,281	839,229	2,259	12,034,623
Additions		0	224,085	224,085	182,482	406,567	0	352,852	0	0	0	759,419
Revaluation increments / (decrements) transferred to revaluation surplus	15	725,039	(4,295,540)	(3,570,501)	0	(3,570,501)	0	0	0	0	0	(3,570,501)
Assets classified as held for sale - transfer to City of Canning		0	(293,516)	(293,516)	(231,296)	(524,812)	0	(2,161,103)	(104,867)	0	0	(2,790,782)
Assets classified as held for sale - transfer to third parties	2(b)	(2,451,560)	0	(2,451,560)	0	(2,451,560)	0	(303,500)	0	0	0	(2,755,060)
Impairment (losses) / reversals charged to profit and loss		0	0	0	0	0	0	0	0	(808,051)	0	(808,051)
Depreciation		(18,000)	(1,458,817)	(1,476,817)	0	(1,476,817)	0	(1,337,980)	(21,414)	(31,178)	(2,259)	(2,869,648)
Balance at 30 June 2025		0	0	0	0	0	0	0	0	0	0	0
Comprises:												
Gross balance amount at 30 June 2025		1,800,000	16,007,865	17,807,865	1,061,269	18,869,134	47,564	10,303,753	229,840	5,054,819	37,925	34,543,035
Accumulated depreciation at 30 June 2025		(73,479)	(7,543,498)	(7,616,977)	0	(7,616,977)	(47,564)	(7,833,287)	(74,693)	(2,010,840)	(37,925)	(17,621,286)
Accumulated impairment loss at 30 June 2025		725,039	(8,084,492)	(7,359,453)	(829,973)	(8,189,426)	0	(5,863)	(50,280)	(3,043,979)	0	(11,289,548)
Transfer to Current Assets		(2,451,560)	(379,875)	(2,831,435)	(231,296)	(3,062,731)	0	(2,464,603)	(104,867)	0	0	(5,632,201)
Balance at 30 June 2025	8(b)	0	0	0	0	0	0	0	0	0	0	0

**RESOURCE RECOVERY GROUP
NOTES TO AND FORMING PART OF THE FINANCIAL REPORT
FOR THE YEAR ENDED 30 JUNE 2025**

8. PROPERTY, PLANT AND EQUIPMENT (Continued)

(b) Carrying amount measurements

Asset class	Note	Carrying amount 2025	Carrying amount 2024	Fair value hierarchy	Valuation technique	Basis of valuation	Date of last valuation	Inputs used
		\$	\$					
(i) Fair value - as determined at the last valuation date								
Land and buildings								
Land - market value		0	0	Level 2	Market approach using market value of similar assets adjusted to condition and comparability	Independent Valuation	June 2025	Observable open market value of assets, condition, comparison and highest and best use
Buildings - non specialised		0	7,568,309	Level 2	Market approach using market value of similar assets adjusted to condition and comparability	Independent Valuation	June 2025	Observable open market value of assets, condition, comparison and highest and best use
Total buildings	8(a)	0	7,568,309					
(iv) Cost								
Plant and equipment				Level 3	Cost approach using depreciated replacement cost	Cost Model	June 2020	Purchase costs and current condition, residual values and remaining useful life assessments inputs
CVC Leasehold Improvements				Level 3	Cost approach using depreciated replacement cost	Independent Valuation	June 2025	Cost to reproduce or replace similar assets in new condition, depreciation accrued wear and tear, economic and functional obsolescence
ROU make good provision asset				Level 2	Market approach using market value of similar assets adjusted to condition and comparability	Independent Valuation	May 2025	Observable open market value of assets, condition, comparison and highest and best use

**RESOURCE RECOVERY GROUP
NOTES TO AND FORMING PART OF THE FINANCIAL REPORT
FOR THE YEAR ENDED 30 JUNE 2025**

9. FIXED ASSETS

(a) Depreciation

Depreciation rates

Typical estimated useful lives for the different asset classes for the current and prior years are included in the table below:

Asset class	Useful life
Buildings	30 to 50 years
Furniture and equipment	4 to 10 years
Plant and equipment	5 to 15 years
Sealed roads and streets formation	not depreciated
pavement seal	50 years
- bituminous seals	20 years
- asphalt surfaces	25 years
Gravel roads formation	not depreciated
pavement	50 years
Footpaths - slab	20 years
Sewerage piping	100 years
Water supply piping and drainage systems	75 years
Landfill assets	30 years
Right-of-use (buildings)	Based on the remaining lease term
Right-of-use (plant and equipment)	Based on the remaining lease term

(b) Temporarily idle or retired from use assets

The carrying amount of assets held by Resource Recovery Group which are temporarily idle or retired from active use and not classified as held for sale are shown in the table below.

	2025	2024
	\$	\$
CVC Leasehold Improvements	0	9,213,768
	0	9,213,768

(c) Fully depreciated assets in use

The gross carrying amount of assets held by Resource Recovery Group which are currently in use yet fully depreciated are shown in the table below.

Furniture and equipment	47,564	47,564
Plant and equipment	3,325,637	2,943,299
Information Technology Equipment	142,477	129,038
	3,515,678	3,119,901

**RESOURCE RECOVERY GROUP
NOTES TO AND FORMING PART OF THE FINANCIAL REPORT
FOR THE YEAR ENDED 30 JUNE 2025**

9. FIXED ASSETS (Continued)

MATERIAL ACCOUNTING POLICIES

Initial recognition

An item of property, plant and equipment or infrastructure that qualifies for recognition as an asset is measured at its cost.

Upon initial recognition, cost is determined as the amount paid (or other consideration given) to acquire the assets, plus costs incidental to the acquisition. The cost of non-current assets constructed by the Resource Recovery Group includes the cost of all materials used in construction, direct labour on the project and an appropriate proportion of variable and fixed overheads. For assets acquired at zero cost or otherwise significantly less than fair value, cost is determined as fair value at the date of acquisition.

Assets for which the fair value as at the date of acquisition is under \$5,000 are not recognised as an asset in accordance with *Local Government (Financial Management) Regulation 17A(5)*. These assets are expensed immediately.

Where multiple individual low value assets are purchased together as part of a larger asset or collectively forming a larger asset exceeding the threshold, the individual assets are recognised as one asset and capitalised.

Individual assets that are land, buildings and infrastructure acquired between scheduled revaluation dates of the asset class in accordance with Resource Recovery Group's revaluation policy, are recognised at cost and disclosed as being at reportable value.

Measurement after recognition

Plant and equipment including furniture and equipment and right-of-use assets (other than vested improvements) are measured using the cost model as required under *Local Government (Financial Management) Regulation 17A(2)*. Assets held under the cost model are carried at cost less accumulated depreciation and any impairment losses being their reportable value.

Reportable value

In accordance with *Local Government (Financial Management) Regulation 17A(2)*, the carrying amount of non-financial assets that are land and buildings classified as property, plant and equipment, investment properties, infrastructure or vested improvements that the local government controls.

Reportable value is for the purpose of *Local Government (Financial Management) Regulation 17A(4)* is the fair value of the asset at its last valuation date minus (to the extent applicable) the accumulated depreciation and any accumulated impairment losses in respect of the non-financial asset subsequent to its last valuation date.

Revaluation

Land and buildings classified as property, plant and equipment, infrastructure or vested improvements that the local government controls and measured at reportable value, are only required to be revalued every five years in accordance with the regulatory framework. This includes buildings and infrastructure items which were pre-existing improvements (i.e. vested improvements) on land vested in the Resource Recovery Group.

Whilst the regulatory framework only requires a revaluation to occur every five years, it also provides for the Resource Recovery Group to revalue earlier if it chooses to do so.

For land, buildings and infrastructure, increases in the carrying amount arising on revaluation of asset classes are credited to a revaluation surplus in equity.

Decreases that offset previous increases of the same class of asset are recognised against revaluation surplus directly in equity. All other decreases are recognised in profit or loss.

Subsequent increases are then recognised in profit or loss to the extent they reverse a net revaluation decrease previously recognised in profit or loss for the same class of asset.

Depreciation

The depreciable amount of all property, plant and equipment and infrastructure, are depreciated on a straight-line basis over the individual asset's useful life from the time the asset is held ready for use. Leasehold improvements are depreciated over the shorter of either the unexpired period of the lease or the estimated useful life of the improvements.

The assets residual values and useful lives are reviewed, and adjusted if appropriate, at the end of each reporting period.

Depreciation on revaluation

When an item of property, plant and equipment and infrastructure is revalued, any accumulated depreciation at the date of the revaluation is treated in one of the following ways:

- (i) The gross carrying amount is adjusted in a manner that is consistent with the revaluation of the carrying amount of the asset; or
- (ii) Eliminated against the gross carrying amount of the asset and the net amount restated to the revalued amount of the asset.

Impairment

In accordance with *Local Government (Financial Management) Regulations 17A(4C)*, Resource Recovery Group is not required to comply with *AASB 136 Impairment of Assets* to determine the recoverable amount of its non-financial assets that are land or buildings classified as property, plant and equipment, infrastructure or vested improvements that the local government controls in circumstances where there has been an impairment indication of a general decrease in asset values.

In other circumstances where it has been assessed that one or more of these non-financial assets are impaired, the asset's carrying amount is written down immediately to its recoverable amount if the asset's carrying amount is greater than its estimated recoverable amount.

Gains or losses on disposal

Gains and losses on disposals are determined by comparing proceeds with the carrying amount. These gains and losses are included in the statement of comprehensive income in the period in which they arise.

**RESOURCE RECOVERY GROUP
NOTES TO AND FORMING PART OF THE FINANCIAL REPORT
FOR THE YEAR ENDED 30 JUNE 2025**

10. LEASES

(a) Right-of-use assets

Movement in the balance of each class of right-of-use asset between the beginning and the end of the current financial year.

	Note	Right-of-use assets - CVC Ground Lease	Total right-of-use assets
		\$	\$
Balance at 1 July 2023		3,477,427	3,477,427
Depreciation		(592,024)	(592,024)
Balance at 30 June 2024		2,885,403	2,885,403
Gross balance amount at 30 June 2024		7,536,458	7,536,458
Accumulated impairment at 30 June 2024		(1,122,328)	(1,122,328)
Accumulated depreciation at 30 June 2024		(3,528,727)	(3,528,727)
Balance at 30 June 2024		2,885,403	2,885,403
Depreciation for the year		(591,612)	(591,612)
Impairment due to early settlement of lease with City of Canning	2(b)	(1,913,916)	(1,913,916)
Transfer to current assets		(379,875)	(379,875)
Balance at 30 June 2025		0	0
Gross balance amount at 30 June 2025		7,536,458	7,536,458
Accumulated impairment at 30 June 2025		(3,036,244)	(3,036,244)
Accumulated depreciation at 30 June 2025		(4,120,339)	(4,120,339)
Transfer to current assets		(379,875)	(379,875)
Balance at 30 June 2025		0	0

* Right of use asset additions are non-cash additions. Refer to note 16(c).

The following amounts were recognised in the statement of comprehensive income during the period in respect of leases where Resource Recovery Group is the lessee:

		2025 Actual	2024 Actual
		\$	\$
Depreciation on right-of-use assets		(591,612)	(592,024)
Finance charge on lease liabilities	23(b)	(156,348)	(177,507)
Total amount recognised in the statement of comprehensive income		(747,960)	(769,531)
Total cash outflow from leases		(759,379)	(759,749)
(b) Lease liabilities			
Current		379,875	637,613
Non-current		0	4,331,334
	23(b)	379,875	4,968,947
Lease liabilities			
Opening Balance 1 July 2024		4,968,947	5,551,191
Finance Cost		156,348	177,507
Principal repayments during the year		(759,379)	(759,750)
Reduction in lease liability due to early surrender	2(b)	(3,986,041)	0
Closing Balance - Current		379,875	4,968,947

Secured liabilities and assets pledged as security

RRRC Ground Lease

The RRRC site Lot 77, 78 and 85 Bannister Road Canning Vale (unimproved land) lease term initially for 30 years starting from 12 May 2000. Resource Recovery Group has given notice to the City of Canning that it will vacate the site Lot 77, 78 and 85 Bannister Road, Canning Vale on 30 November 2025 (see note 19(h)). The reduction in lease liability has been recognised in profit and loss.

**RESOURCE RECOVERY GROUP
 NOTES TO AND FORMING PART OF THE FINANCIAL REPORT
 FOR THE YEAR ENDED 30 JUNE 2025**

10. LEASES (Continued)

MATERIAL ACCOUNTING POLICIES

Leases

At inception of a contract, Resource Recovery Group assesses if the contract contains or is a lease. A contract is, or contains, a lease if the contract conveys the right to control the use of an identified for a period of time in exchange for consideration.

At the commencement date, a right-of-use asset is recognised at cost and lease liability at the present value of the lease payments that are not paid at that date. The lease payments are discounted using the interest rate implicit in the lease, if that rate can be readily determined. If that rate cannot be readily determined, Resource Recovery Group uses its incremental borrowing rate.

All contracts that are classified as short-term leases (i.e. a lease with a term of 12 months or less) and leases of low value assets are recognised as an operating expense on a straight-line basis over the term of the lease.

Details of individual lease liabilities required by regulations are provided at Note 23(b).

Right-of-use assets - measurement

Right-of-use assets are measured at cost. All right-of-use assets (other than vested improvements) under zero cost concessionary leases are measured at zero cost (i.e. not recognised in the Statement of Financial Position). The exception is vested improvements on concessionary land leases such as roads, buildings or other infrastructure which are reported at fair value.

Refer to Note 9 under revaluation for details on the material accounting policies applying to vested improvements.

Right-of-use assets - depreciation

Right-of-use assets are depreciated over the lease term or useful life of the underlying asset, whichever is the shorter. Where a lease transfers ownership of the underlying asset, or the cost of the right-of-use asset reflects that Resource Recovery Group anticipates to exercise a purchase option the specific asset is depreciated over the useful life of the underlying asset.

(c) Lessor - property, plant and equipment subject to lease

The table below represents a maturity analysis of the undiscounted lease payments to be received after the reporting date.
 Less than 1 year- In 2024 Chair Plastics Pty Ltd was renting storage space at the RRRRC WCF building. The lease was on a month to month basis

2025 Actual	2024 Actual
\$	\$
0	37,296
0	37,296

MATERIAL ACCOUNTING POLICIES

Resource Recovery Group as lessor"

Upon entering into each contract as a lessor, Resource Recovery Group assesses if the lease is a finance or operating lease.

The contract is classified as a finance lease when the terms of the lease transfer substantially all the risks and rewards of ownership to the lessee. All other leases not within this definition are classified as operating leases. Rental income received from operating leases is recognised on a straight-line basis over the term of the specific lease.

Initial direct costs incurred in entering into an operating lease (e.g. legal cost, cost to setup) are included in the carrying amount of the leased asset and recognised as an expense on a straight-line basis over the lease term.

When a contract is determined to include lease and non-lease components, Resource Recovery Group applies *AASB 15 Revenue from Contracts with Customers* to allocate the consideration under the contract to each component.

**RESOURCE RECOVERY GROUP
NOTES TO AND FORMING PART OF THE FINANCIAL REPORT
FOR THE YEAR ENDED 30 JUNE 2025**

11. TRADE AND OTHER PAYABLES

	2025	2024
	\$	\$
Current		
Sundry creditors	1,294,238	2,195,743
Income received in Advance	0	200,000
Bonds and deposits held	130,033	162,480
Liability to City of Canning written down as part of Settlement agreement	0	1,457,095
Liability to City of Cockburn	0	1,494,920
Accrued Expenses	702,561	286,128
	2,126,832	5,796,366

During the year, the liability to the City of Cockburn of \$1,494,920 was settled in cash. Further, the liability to the City of Canning was renegotiated as part of the settlement agreement - see 19 (h), whereby the plant and equipment and work in progress relating to the RRRC project will be transferred in lieu of this amount owing.

MATERIAL ACCOUNTING POLICIES

Financial liabilities

Financial liabilities are initially recognised at fair value when Resource Recovery Group becomes a party to the contractual provisions of the instrument.

Non-derivative financial liabilities (excluding financial guarantees) are subsequently measured at amortised cost.

Financial liabilities are derecognised where the related obligations are discharged, cancelled or expired. The difference between the carrying amount of the financial liability extinguished or transferred to another party and any consideration paid, including the transfer of non-cash assets or liabilities assumed, is recognised in profit or loss.

Statutory liabilities

Statutory liabilities, are amounts owed to regulatory authorities due to statutory obligations such as FBT and PAYG. GST payable is offset against GST receivable and any net GST payable is included as a statutory liability.

Trade and other payables

Trade and other payables represent liabilities for goods and services provided to Resource Recovery Group prior to the end of the financial year that are unpaid and arise when Resource recovery Group becomes obliged to make future payments in respect of the purchase of these goods and services. The amounts are unsecured, are recognised as a current liability and are usually paid within 30 days of recognition. The carrying amounts of trade and other payables are considered to be the same as their fair values, due to their short-term nature.

**RESOURCE RECOVERY GROUP
NOTES TO AND FORMING PART OF THE FINANCIAL REPORT
FOR THE YEAR ENDED 30 JUNE 2025**

12. BORROWINGS

(a)	Note	2025			2024		
		Current	Non-current	Total	Current	Non-current	Total
Secured		\$	\$	\$	\$	\$	\$
Other loans		1,612,200	0	1,612,200	95,824	1,612,200	1,708,024
Total secured borrowings	23(a)	1,612,200	0	1,612,200	95,824	1,612,200	1,708,024

(b) Borrowings by Project

Administration Building (9 Aldous Place, Booragoon) Loan

The Council Participants have guaranteed by way of security, to the Western Australian Treasury Corporation, a charge over its general funds for the share of any outstanding debenture borrowings provided for the Council Administration building at 9 Aldous Place, Booragoon. WA 6154.

Participants' limit of its share of the loan liability is as follows:

	2025	2024	2025	2024
	%			
Town of East Fremantle	0.00%	5.41%	0	92,404
City of Fremantle	24.15%	22.61%	389,346	386,184
City of Melville	75.85%	71.98%	1,222,854	1,229,436
			1,612,200	1,708,024

The loan to West Australian Treasury Corporation will be repaid as soon as is possible when 9 Aldous Place is sold.

c) Undrawn Borrowing Facilities

Credit Standby Arrangements

	2025	2024
Bank overdraft at balance date	0	0
Credit card limit	160,000	160,000
Total amount of credit unused	160,000	160,000

Loan facilities

	2025	2024
Loan facilities - current	1,612,200	95,824
Loan facilities - non-current	0	1,612,200
Lease liabilities - current	379,875	637,613
Lease liabilities - non-current	0	4,331,334
Total facilities in use at balance date	1,992,075	6,676,972

MATERIAL ACCOUNTING POLICIES

Borrowing costs

The Resource Recovery Group has elected to recognise borrowing costs as an expense when incurred regardless of how the borrowings are applied.

Fair values of borrowings are not materially different to their carrying amounts, since the interest payable on those borrowings is either close to current market rates or the borrowings are of a short term nature.

Borrowings fair values are based on discounted cash flows using a current borrowing rate. They are classified as level 3 fair values in the fair value hierarchy (see Note 20(i)) due to the unobservable inputs, including own credit risk.

Risk

Information regarding exposure to risk can be found at Note 18.

Details of individual borrowings required by regulations are provided at Note 23(a).

**RESOURCE RECOVERY GROUP
NOTES TO AND FORMING PART OF THE FINANCIAL REPORT
FOR THE YEAR ENDED 30 JUNE 2025**

13. EMPLOYEE RELATED PROVISIONS

Employee related provisions

	2025	2024
	\$	\$
Current provisions		
Employee benefit provisions		
Annual leave	244,621	228,326
Long service leave	179,352	160,700
	423,973	389,026
Total current employee related provisions	423,973	389,026
Non-current provisions		
Employee benefit provisions		
Long service leave	0	75,383
	0	75,383
Total non-current employee related provisions	0	75,383
Total employee related provisions	423,973	464,409

Provision is made for benefits accruing to employees in respect of wages and salaries, annual leave and long service leave and associated on costs for services rendered up to the reporting date and recorded as an expense during the period the services are delivered.

Annual leave liabilities are classified as current, as there is no unconditional right to defer settlement for at least 12 months after the end of the reporting period. Assessments indicate that actual settlement of the liabilities is expected to occur as follows:

Amounts are expected to be settled on the following basis:

Less than 12 months after the reporting date
More than 12 months from reporting date
Expected reimbursements to other WA local governments

Note	2025	2024
	\$	\$
Less than 12 months after the reporting date	402,938	389,026
More than 12 months from reporting date	0	57,459
Expected reimbursements to other WA local governments	21,035	17,924
	423,973	464,409

MATERIAL ACCOUNTING POLICIES

Employee benefits

Resource Recovery Group's obligations for employees' annual leave, long service leave and other employee leave entitlements are recognised as employee related provisions in the Statement of Financial Position.

Short-term employee benefits

Provision is made for Resource Recovery Group's obligations for short term employee benefits. Short-term employee benefits are benefits (other than termination benefits) that are expected to be settled wholly before 12 months after the end of the annual reporting period in which the employees render the related service including wages, salaries and sick leave. Short-term employee benefits are measured at the (undiscounted) amounts expected to be paid when the obligation is settled.

Resource Recovery Group's obligations for short-term employee benefits such as wages, salaries and sick leave are recognised as a part of current trade and other payables in the statement of financial position.

Other long-term employee benefits

Long-term employee benefits provisions are measured at the present value of the expected future payments to be made to employees. Expected future payments incorporate anticipated future wage and salary levels, durations of service and employee departures and are discounted at rates determined by reference to market yields at the end of the reporting period on government bonds that have maturity dates that approximate the terms of the obligations. Any remeasurements for changes in assumptions of obligations for other long-term employee benefits are recognised in profit or loss in the periods in which the changes occur.

Resource Recovery Group's obligations for long-term employee benefits are presented as non-current provisions in its statement of financial position, except where Resource Recovery Group does not have an unconditional right to defer settlement for at least 12 months after the end of the reporting period, in which case the obligations are presented as current provisions.

**RESOURCE RECOVERY GROUP
NOTES TO AND FORMING PART OF THE FINANCIAL REPORT
FOR THE YEAR ENDED 30 JUNE 2025**

14. OTHER PROVISIONS

	Make Good Provision	Provision for Transfer of Assets to City of Canning	Provision for Redundancy on Wind-Up	Total
	\$	\$		\$
Opening balance at 1 July 2024				
Non-current provisions	5,614,260	0	0	5,614,260
	5,614,260	0		5,614,260
Additional provision during the year (Note 2(b))	0	2,790,782	1,460,079	4,250,861
Unused amounts reversed (Note 2(b))	(3,471,466)	0	0	(3,471,466)
Charged to profit or loss - unwinding of discount	31,206	0	0	31,206
Balance at 30 June 2025	2,174,000	2,790,782	1,460,079	6,424,861
Comprises				
Current	2,174,000	2,790,782	1,460,079	6,424,861
	2,174,000	2,790,782	1,460,079	6,424,861

Make Good Provision

In accordance with the Surrender of Lease Agreement signed in November 2025 (see note 19(h)), RRG and City of Canning have agreed to cancel the current lease arrangement and release RRG from all its obligations under the terms and conditions of the lease for a amount of \$2.174 million. The arrangement is effective 30 November 2025.

Provision for Transfer of Assets to City of Canning

In accordance with the Settlement Agreement signed in November 2025, RRG and City of Canning have agreed for RRG to transfer all the assets on the leased land to City of Canning in lieu of the estimated settlement amount of \$1.457 million (refer to Note 11) and other proceedings. The fair value of the assets being transferred is estimated at \$2.790 million with the difference being recognised in the profit and loss.

Provisions of this nature are measured at the present value of management's best estimate of the expenditure required to settle the present obligation at the end of the reporting period. The discount rate used to determine the present value is a pre-tax rate reflective of current market assessments of the time value of money and risks specific to the liability. This estimated expenditure required to restore the land to its original condition has been capitalised in accordance with AASB 116. These costs are amortised over the shorter of the term of the lease or the remaining useful life of the assets.

Provision for Redundancy on Wind-Up

RRG has passed a resolution to wind up its operations, which has gradually resulted in employee redundancies. Accordingly, RRG has made provisions in accordance with the entity's policy as at 30 June 2025.

MATERIAL ACCOUNTING POLICIES

Provisions

Provisions are recognised when Resource Recovery Group has a present legal or constructive obligation, as a result of past events, for which it is probable that an outflow of economic benefits will result and that outflow can be reliably measured.

Provisions are measured using the best estimate of the amounts required to settle the obligation at the end of the reporting period.

**RESOURCE RECOVERY GROUP
 NOTES TO AND FORMING PART OF THE FINANCIAL REPORT
 FOR THE YEAR ENDED 30 JUNE 2025**

15. REVALUATION SURPLUS

	2025 Opening balance	Total Movement on revaluation	2025 Closing balance	2024 Opening balance	2024 Closing balance
	\$	\$	\$	\$	\$
Revaluation surplus - Buildings - non-specialised	458,130	725,039	1,183,169	458,130	458,130
Revaluation surplus - CVC Leasehold Improvements	8,013,602	(4,295,540)	3,718,062	8,013,602	8,013,602
	8,471,732	(3,570,501)	4,901,231	8,471,732	8,471,732

The movement during the year is due to fact that the above listed assets are accounted based on net realizable value as at 30 June 2025.

**RESOURCE RECOVERY GROUP
NOTES TO AND FORMING PART OF THE FINANCIAL REPORT
FOR THE YEAR ENDED 30 JUNE 2025**

16. NOTES TO THE STATEMENT OF CASH FLOWS

(a) Reconciliation of cash

For the purposes of the Statement of cash flows, cash includes cash and cash equivalents, net of outstanding bank overdrafts. Cash at the end of the reporting period is reconciled to the related items in the Statement of Financial Position as follows:

	Note	2025 Actual \$	2024 Actual \$
Cash and cash equivalents	3	1,914,939	4,269,280

Restrictions

The following classes of financial assets have restrictions imposed by regulations or other externally imposed requirements which limit or direct the purpose for which the resources may be used:

- Cash and cash equivalents	3	0	3,316,519
- Financial assets at amortised cost	4	4,850,335	362,480
		4,850,335	3,678,999

The restricted financial assets are a result of the following specific purposes to which the assets may be used:

Restricted reserve accounts	24	4,850,335	9,085,223
Total restricted financial assets		4,850,335	9,085,223

(b) Reconciliation of net result to net cash provided by operating activities

Net result		(1,501,211)	(2,485,583)
------------	--	-------------	-------------

Non-cash items:

Depreciation/amortisation		3,461,260	3,693,580
Provision for NRV Adjustment of Inventories		1,058,084	0
Reduction in potential payout to City of Canning		(1,457,095)	0
Reduction in lease liability due to early surrender		(3,986,041)	
Impairment - Right-of-use Asset - RRRC Ground Lease		1,913,916	
Reduction of Make Good Provision		(3,471,466)	
Provision for Transfer of Assets at \$0 cost		2,790,782	
Provision for redundancy on wind up		1,459,571	
(Profit)/loss on sale of asset		0	(38,867)
Loss on revaluation of fixed assets		0	28,596
Impairment - RRRC Leasehold Improvements Assets		808,051	0

Changes in assets and liabilities:

(Increase)/decrease in trade and other receivables		(405,754)	(352,579)
(Increase)/decrease in other assets		(259,954)	(263,591)
(Increase)/decrease in inventories		1,037,270	32,060
Increase/(decrease) in trade and other payables		(3,669,534)	(390,850)
Increase/(decrease) in employee related provisions		(40,436)	(100,796)
Increase/(decrease) in other provisions		810,601	31,351
Capital grants, subsidies and contributions		0	(250,000)
Net cash provided by/(used in) operating activities		(1,451,956)	(96,679)

(c) Non-cash investing and financing activities

Lease	10(a)	(591,612)	0
-------	-------	-----------	---

(d) Undrawn borrowing facilities

Credit standby arrangements

Credit card limit		160,000	160,000
Total amount of credit unused		160,000	160,000

Loan facilities

Loan facilities - current		1,612,200	95,824
Loan facilities - non-current		0	1,612,200
Total facilities in use at balance date		1,612,200	1,708,024

**RESOURCE RECOVERY GROUP
NOTES TO AND FORMING PART OF THE FINANCIAL REPORT
FOR THE YEAR ENDED 30 JUNE 2025**

17. RELATED PARTY TRANSACTIONS

(a) Council member remuneration

Fees, expenses and allowances to be paid or reimbursed to council members.

Note	2025 Actual \$	2025 Budget \$	2024 Actual \$
Karen Wheatland			
Meeting Fees	15,353	12,854	10,645
Chair Allowance	19,449	16,283	9,133
Deputy Chair Allowance	0	0	1,449
	<u>34,802</u>	<u>29,137</u>	<u>21,227</u>
Hannah Fitzhardinge			
Meeting Fees	10,240	8,572	5,079
Deputy Chair Allowance	4,862	4,071	2,283
	<u>15,102</u>	<u>12,643</u>	<u>7,362</u>
All other council members			
Meeting Fees	14,288	11,430	12,603
Chair Allowance	0	0	5,523
	<u>14,288</u>	<u>11,430</u>	<u>18,126</u>
17(b)	<u>64,192</u>	<u>53,210</u>	<u>46,715</u>

(b) Key management personnel (KMP) compensation

The total of compensation paid to KMP of the Resource Recovery Group during the year are as follows

Short-term employee benefits	755,308		737,126
Post-employment benefits	83,593		117,071
Employee - other long-term benefits	87,081		56,920
Employee - termination benefits	362,407		242,376
Council member costs	64,192	17(a)	46,715
Provision for redundancy benefits	399,838		0
	<u>1,752,419</u>		<u>1,200,208</u>

Short-term employee benefits

These amounts include all salary and fringe benefits awarded to KMP except for details in respect to fees and benefits paid to council members which may be separately found in the table above.

Post-employment benefits

These amounts are the current-year's cost of Resource Recovery Group's superannuation contributions made during the year.

Other long-term benefits

These amounts represent annual leave and long service leave entitlements accruing during the year.

Termination benefits

These amounts represent termination benefits paid to KMP (Note: may or may not be applicable in any given year).

Council member costs

These amounts represent payments of member fees, expenses, allowances and reimbursements during the year.

(c) Transactions with related parties

Transactions between related parties and Resource Recovery Group are on normal commercial terms and conditions, no more favourable than those available to other parties, unless otherwise stated.

In addition to KMP compensation above the following transactions occurred with related parties:

	2025 Actual \$	2024 Actual \$
Member Councils of Resource Recovery Group:		
Member Council Contribution and Gate Fee Received	11,240,811	10,037,015
Member Council Contribution for Loan Repayment received	176,419	177,110
Amounts outstanding from related parties:		
Trade and other receivables	1,247,085	765,866

**RESOURCE RECOVERY GROUP
NOTES TO AND FORMING PART OF THE FINANCIAL REPORT
FOR THE YEAR ENDED 30 JUNE 2025**

18. FINANCIAL RISK MANAGEMENT

This note explains Resource Recovery Group's exposure to financial risks and how these risks could affect Resource Recovery Group's future financial performance.

Risk	Exposure arising from	Measurement	Management
Market risk - interest rates	Long term borrowings at variable rates	Sensitivity analysis	Utilise fixed interest rate borrowings
Credit risk	Cash and cash equivalents, trade receivables, financial assets and debt investments	Aging analysis Credit analysis	Diversification of bank deposits, credit limits. Investment policy
Liquidity risk	Borrowings and other liabilities	Rolling cash flow forecasts	Availability of committed credit lines and borrowing facilities

Resource Recovery Group does not engage in transactions expressed in foreign currencies and is therefore not subject to foreign currency risk.

Financial risk management is carried out by the finance department under policies approved by the council. The finance department identifies, evaluates and manages financial risks in close co-operation with the operating divisions. Council have approved the overall risk management policy and provide policies on specific areas such as investment policy.

Interest rate risk

Cash and cash equivalents

Resource Recovery Group's main interest rate risk arises from cash and cash equivalents with variable interest rates, which exposes Resource Recovery Group to cash flow interest rate risk. Resource Recovery Group does not have any short term overdraft facilities.

Excess cash and cash equivalents are invested in fixed interest rate term deposits which do not expose Resource Recovery Group to cash flow interest rate risk. Cash and cash equivalents required for working capital are held in variable interest rate accounts and non-interest bearing accounts. Carrying amounts of cash and cash equivalents at the 30 June and the weighted average interest rate across all cash and cash equivalents, term deposits, and Treasury bonds held disclosed as financial assets at amortised cost are reflected in the table below.

	Weighted average interest rate	Carrying amounts	Fixed interest rate	Variable interest rate	Non interest bearing
	%	\$	\$	\$	\$
2025					
Cash and cash equivalents	2.60%	1,914,939	275,583	1,639,356	0
Financial assets at amortised cost - term deposits	4.23%	4,850,335	4,850,335		0
Financial assets at amortised cost - Treasury bonds					0
2024					
Cash and cash equivalents	2.77%	4,269,280	2,407,079	805,808	1,056,393
Financial assets at amortised cost - term deposits	4.93%	5,310,400	5,310,400		
Financial assets at amortised cost - Treasury bonds					

Sensitivity

Profit or loss is sensitive to higher/lower interest income from cash and cash equivalents as a result of changes in interest rates.

	2025	2024
	\$	\$
Impact of a 1% movement in interest rates on profit or loss and equity*	16,394	24,856

* Holding all other variables constant

**RESOURCE RECOVERY GROUP
NOTES TO AND FORMING PART OF THE FINANCIAL REPORT
FOR THE YEAR ENDED 30 JUNE 2025**

18. FINANCIAL RISK MANAGEMENT (Continued)

Borrowings

Borrowings are subject to interest rate risk - the risk that movements in interest rates could adversely affect funding costs. Resource Recovery Group manages this risk by borrowing long term and fixing the interest rate to the situation considered the most advantageous at the time of negotiation. Resource Recovery Group does not consider there to be any interest rate risk in relation to borrowings. Details of interest rates applicable to each borrowing may be found at Note 23(a).

(b) Credit risk

Trade and other receivables

Resource Recovery Group's major trade and other receivables comprise contractual non-statutory user fees and charges, grants, contributions and reimbursements. The major risk associated with these receivables is credit risk – the risk that the debts may not be repaid. Resource Recovery Group manages this risk by monitoring outstanding debt and employing debt recovery policies

The level of outstanding receivables is reported to council monthly and benchmarks are set and monitored for acceptable collection performance.

Resource Recovery Group applies the AASB 9 Financial Instruments simplified approach to measuring expected credit losses using a lifetime expected loss allowance for all trade and other receivables. To measure the expected credit losses, receivables from grants contributions and reimbursements are separated from other trade receivables due to the difference in payment terms and security.

The expected loss rates are based on the payment profiles of trade and other receivables over a period of 36 months before 1 July 2024 or 1 July 2025 respectively and the corresponding historical losses experienced within this period. Historical credit loss rates are adjusted to reflect current and forward-looking information on macroeconomic factors such as the ability of users to settle the receivables.

The loss allowance as at 30 June 2025 and 30 June 2024 was determined as follows for trade and other receivables.

	Current	More than 30 days past due	More than 60 days past due	More than 90 days past due	Total
30 June 2025					
Financial assets at amortised costs - Loan receivable from Project Participants					
Expected credit loss	0.00%	0.00%	0.00%	0.00%	
Gross carrying amount	1,612,000	0	0	0	1,612,000
Loss allowance	0	0	0	0	0
Trade receivables					
Expected credit loss	0.20%	0.00%	0.00%	0.00%	
Gross carrying amount	2,114,249	0	-2,543	-3,537	2,108,169
Loss allowance	4,175	0	0	0	4,175
30 June 2024					
Trade receivables					
Expected credit loss	0%	0%	0%	0%	
Gross carrying amount	1,445,357	247,466	9,628	-36	1,702,415
Loss allowance	0	0	0	0	0
Financial assets at amortised costs - Loan receivable from Project Participants					
Expected credit loss	0%	0%	0%	0%	
Gross carrying amount	0	95,824	0	0	95,824
Loss allowance	0	0	0	0	0

**RESOURCE RECOVERY GROUP
NOTES TO AND FORMING PART OF THE FINANCIAL REPORT
FOR THE YEAR ENDED 30 JUNE 2025**

18. FINANCIAL RISK MANAGEMENT (Continued)

(b) Credit risk (Continued)

The loss allowances for trade, other receivables and contract assets as at 30 June reconcile to the opening loss allowances as follows:

	Trade receivables		Other receivables		Contract assets	
	2025	2024	2025	2024	2025	2024
	Actual	Actual	Actual	Actual	Actual	Actual
Opening loss allowance as at 1 July	\$ 0	\$ 0	\$ 0	\$ 0	\$ 0	\$ 0
Increase in loss allowance recognised in profit or loss during the year	4,175	0	0	0	0	0
Receivables written off during the year as uncollectible	0	0	0	0	0	0
Unused amount reversed	0	0	0	0	0	0
Closing loss allowance at 30 June	4,175	0	0	0	0	0

Trade, other receivables and contract assets are written off where there is no reasonable expectation of recovery. Indicators that there is no reasonable expectation of recovery include, amongst others, the failure of a debtor to engage in a repayment plan with the Resource Recovery Group, and a failure to make contractual payments for a period of greater than 120 days past due.

Impairment losses on rates and statutory receivables, trade, other receivables and contract assets are presented as net impairment losses within other expenditure. Subsequent recoveries of amounts previously written off are credited against the same line item.

**RESOURCE RECOVERY GROUP
NOTES TO AND FORMING PART OF THE FINANCIAL REPORT
FOR THE YEAR ENDED 30 JUNE 2025**

18. FINANCIAL RISK MANAGEMENT (Continued)

(c) Liquidity risk

Payables and borrowings

Payables and borrowings are both subject to liquidity risk – that is the risk that insufficient funds may be on hand to meet payment obligations as and when they fall due. Resource Recovery Group manages this risk by monitoring its cash flow requirements and liquidity levels and maintaining an adequate cash buffer. Payment terms can be extended and overdraft facilities drawn upon if required and disclosed in Note 16(d).

The contractual undiscounted cash flows of Resource Recovery Group’s payables and borrowings are set out in the liquidity table below. Balances due within 12 months equal their carrying amounts, as the impact of discounting is not significant.

	Due within 1 year	Due between 1 & 5 years	Due after 5 years	Total contractual cash flows	Carrying amount
	\$	\$	\$	\$	\$
2025					
Trade and other payables	1,792,873	0	0	1,792,873	1,792,873
Borrowings	1,612,200	0	0	1,612,200	1,612,200
Lease liabilities	379,875	0	0	379,875	379,875
	<u>3,784,948</u>	<u>0</u>	<u>0</u>	<u>3,784,948</u>	<u>3,784,948</u>
2024					
Trade and other payables	5,796,366	0	0	5,796,366	5,796,366
Borrowings	95,824	1,612,200	0	1,708,024	1,708,024
Lease liabilities	637,613	3,525,373	805,961	4,968,947	4,968,947
	<u>6,529,803</u>	<u>5,137,573</u>	<u>805,961</u>	<u>12,473,337</u>	<u>12,473,337</u>

**RESOURCE RECOVERY GROUP
NOTES TO AND FORMING PART OF THE FINANCIAL REPORT
FOR THE YEAR ENDED 30 JUNE 2025**

19. EVENTS OCCURRING AFTER THE END OF THE REPORTING PERIOD

MEMBERS WITHDRAWAL

- (a) City of Canning's withdrawal from the Council
Pursuant to a resolution of the City of Canning on 19 February 2009, the City of Canning, as a Participant under the Establishment Agreement and Project Agreements, gave notice of its intention to withdraw from the Council effective from 30 June 2010. In line with the Agreements the City of Canning withdrew from Council with effect from that date.
- A settlement agreement in September 2012 was agreed between the remaining Participants and the City of Canning to allow the City of Canning to separate its share of the RRRC outstanding loans resulting in a separate loan agreement with the Western Australian Treasury Corporation.
- The loan liability was reduced by terminating loans amounting to \$43,440,979, which included the share of the City of Canning and replacing loans that do not have a share of the City of Canning's liability amounting to \$31,286,786.
- RRRC Project Agreement states that the assets acquired from borrowings are to be valued only when the borrowings are fully repaid. The borrowings have been fully repaid as of 30 June 2023. The share of City of Canning in these assets is estimated to be \$1,457,095 and are shown under note 11.
- (b) City of Rockingham's withdrawal from the Council
Pursuant to a resolution of the City of Rockingham on 27 April 2011, the City of Rockingham, as a Participant under the Establishment Agreement and Office Accommodation Project Agreement, gave a notice of its intention to withdraw from the Council effective from 30 June 2012. In line with the Agreements, the City of Rockingham withdrew from the Council on 30 June 2012.
- (c) City of Cockburn's withdrawal from the Council
Pursuant to a resolution of the City of Cockburn on 9 June 2016, the City of Cockburn as a participant under the RRRC Project Agreement, has given notice of its intention to withdraw from the RRRC Project effective from 30 June 2017. In accordance with the RRRC Project Agreement, the Council prepared an amended business plan of the 'RRRC Project having regard to the effect of the withdrawal. The amended business plan was adopted by Council on 19 April 2018.
- RRRC Project Agreement states that the assets acquired from borrowings are to be valued only when the borrowings are fully repaid. The borrowings have been fully repaid as of 30 June 2023. The share of City of Cockburn in these assets is estimated to be \$1,494,920 and are shown under note 11. The liability to City of Cockburn was discharged in July 2024.
- Pursuant to a resolution of the City of Cockburn on 10 May 2018, the City of Cockburn, as a Participant under the Establishment Agreement and Office Accommodation Project Agreement, gave a notice of its intention to withdraw from the Council effective from 30 June 2019. In line with the Agreements, the City of Cockburn withdrew from Council on 30 June 2019.
- The City of Cockburn will no longer have a proportional loan liability for the Administration Building at note 13.(b) from 1 July 2019.
- (d) City of Kwinana's withdrawal from the Council
Pursuant to a resolution of the City of Kwinana on 24 June 2020, the City of Kwinana, as a Participant under the Establishment Agreement and Office Accommodation Project Agreement, gave a notice of its intention to withdraw from the Council effective from 30 June 2021. In line with the Agreements, the City of Kwinana withdrew from Council on 30 June 2021.

(e) Town of East Fremantle's withdrawal from the Council

The Town of East Fremantle passed a resolution at the Council meeting on 20 June 2023 endorsing a motion to withdraw as a Member Participant of the Resource Recovery Group with effect from 1 July 2024.

Pursuant to this resolution the Town of East Fremantle withdrew from the Regional Resource Recovery Centre Project and withdraw from the Office Accommodation Project with effect 1 July 2024

In accordance with the agreements the remaining Member Participants are to request the Resource Recovery Group prepare amended business plans for both projects detailing any changes to the annual contributions payable by the Project Participants after the withdrawal takes effect.

All parties have agreed to execute a Deed of Settlement to resolve the withdrawal of the Town of East Fremantle from the Resource Recovery Group and both Projects without the preparation of business plans. The Town of East Fremantle endorsed the Deed at its meeting of Council on 20 August 2024 and Resource Recovery Group endorsed the Deed at its meeting of Council on 22 August 2024.

(f) City of Melville's withdrawal from the Council

At its meeting of Council on 21 November 2023 the City of Melville elected to withdraw (as a Member Participant) from the Resource Recovery Group and all associated Projects, effective from 1 July 2025. However, at its ordinary meeting of Council held on 17 September 2024, the City of Melville resolved to extend the withdrawal date to 31 December 2025. The Chief Executive Officer holds delegated authority to extend the withdrawal date further if required.

(g) City of Fremantle's withdrawal from the council

At its meeting of Council held on 22 May 2024, the City of Fremantle resolved to also withdraw as a member and project participant from the Resource Recovery Group initially from 31 July 2025. Under delegated authority the Chief Executive Officer extended the withdrawal date to 31 December 2025 and holds delegated authority to extend further if required.

Both the City of Melville and City of Fremantle noted their preference to develop a new service model that would continue the core operations of the RRRC Project and in conjunction with the City of Canning supported an approach to market for a new operator.

(h) In November 2025, RRG signed a Settlement Deed with City of Canning. The other parties to the Settlement Deed are the City of Fremantle, City of Melville, Town of East Fremantle and City of Cockburn. In accordance with the Deed:

(a) City of Canning will discharge all the parties to the agreement from all proceedings past, present and future.

(b) City of Canning will forego the Entitlement Sum of \$1.457 million which was payable by RRG. (See note 11)

(c) In lieu of the above, all assets on the leasehold premises will be transferred to the City of Canning.

All provisions of the Settlement Deed are effective 30 November 2025.

In addition, in accordance with the Surrender of Lease Agreement between RRG and City of Canning, an end of lease obligation amount of \$2.174 million will be payable to City of Canning. (See note 14).

With a new operator identified by the City of Canning, RRG surrendered the lease and assets of the RRRC Project to the City of Canning effective 30th November 2025 and ceased trading activities as at this date.

Other than as noted above, there have been no significant transactions or events of a material and unusual nature that have arisen since the end of the reporting date, likely to affect the operations, the results of operations or state of affairs of the Council.

**RESOURCE RECOVERY GROUP
NOTES TO AND FORMING PART OF THE FINANCIAL REPORT
FOR THE YEAR ENDED 30 JUNE 2025**

20. OTHER MATERIAL ACCOUNTING POLICIES

a) Goods and services tax (GST)

Revenues, expenses and assets are recognised net of the amount of GST, except where the amount of GST incurred is not recoverable from the Australian Taxation Office (ATO).

Receivables and payables are stated inclusive of GST receivable or payable. The net amount of GST recoverable from, or payable to, the ATO is included with receivables or payables in the statement of financial position.

Cash flows are presented on a gross basis. The GST components of cash flows arising from investing or financing activities which are recoverable from, or payable to, the ATO are presented as operating cash flows.

b) Current and non-current classification

The asset or liability is classified as current if it is expected to be settled within the next 12 months, being Resource Recovery Group's operational cycle. In the case of liabilities where Resource Recovery Group does not have the unconditional right to defer settlement beyond 12 months, such as vested long service leave, the liability is classified as current even if not expected to be settled within the next 12 months. Inventories held for trading are classified as current or non-current based on Resource Recovery Group's intentions to release for sale.

c) Rounding off figures

All figures shown in this annual financial report, other than a rate in the dollar, are rounded to the nearest dollar. Amounts are presented in Australian Dollars.

d) Comparative figures

Where required, comparative figures have been adjusted to conform with changes in presentation for the current financial year.

When Resource Recovery Group applies an accounting policy retrospectively, makes a retrospective restatement or reclassifies items in its financial statements that has a material effect on the statement of financial position, an additional (third) Statement of Financial Position as at the beginning of the preceding period in addition to the minimum comparative financial report is presented.

e) Budget comparative figures

Unless otherwise stated, the budget comparative figures shown in this annual financial report relate to the original budget estimate for the relevant item of disclosure.

f) Superannuation

Resource Recovery Group contributes to a number of Superannuation Funds on behalf of employees. All funds to which Resource Recovery Group contributes are defined contribution plans.

g) Fair value of assets and liabilities

Fair value is the price that Resource Recovery Group would receive to sell the asset or would have to pay to transfer a liability, in an orderly (i.e. unforced) transaction between independent, knowledgeable and willing market participants at the measurement date.

As fair value is a market-based measure, the closest equivalent observable market pricing information is used to determine fair value. Adjustments to market values may be made having regard to the characteristics of the specific asset or liability. The fair values of assets that are not traded in an active market are determined using one or more valuation techniques. These valuation techniques maximise, to the extent possible, the use of observable market data.

To the extent possible, market information is extracted from either the principal market for the asset or liability (i.e. the market with the greatest volume and level of activity for the asset or liability) or, in the absence of such a market, the most advantageous market available to the entity at the end of the reporting period (i.e. the market that maximises the receipts from the sale of the asset after taking into account transaction costs and transport costs).

For non-financial assets, the fair value measurement also takes into account a market participant's ability to use the asset in its highest and best use or to sell it to another market participant that would use the asset in its highest and best use.

h) Interest revenue

Interest revenue is calculated by applying the effective interest rate to the gross carrying amount of a financial asset measured at amortised cost except for financial assets that subsequently become credit-impaired. For credit-impaired financial assets the effective interest rate is applied to the net carrying amount of the financial asset (after deduction of the loss allowance).

i) Fair value hierarchy

AASB 13 *Fair Value Measurement* requires the disclosure of fair value information by level of the fair value hierarchy, which categorises fair value measurement into one of three possible levels based on the lowest level that an input that is significant to the measurement can be categorised into as follows:

Level 1

Measurements based on quoted prices (unadjusted) in active markets for identical assets or liabilities that the entity can access at the measurement date.

Level 2

Measurements based on inputs other than quoted prices included in Level 1 that are observable for the asset or liability, either directly or indirectly.

Level 3

Measurements based on unobservable inputs for the asset or liability.

The fair values of assets and liabilities that are not traded in an active market are determined using one or more valuation techniques. These valuation techniques maximise, to the extent possible, the use of observable market data. If all significant inputs required to measure fair value are observable, the asset or liability is included in Level 2. If one or more significant inputs are not based on observable market data, the asset or liability is included in Level 3.

Valuation techniques

Resource Recovery Group selects a valuation technique that is appropriate in the circumstances and for which sufficient data is available to measure fair value. The availability of sufficient and relevant data primarily depends on the specific characteristics of the asset or liability being measured. The valuation techniques selected by Resource Recovery Group are consistent with one or more of the following valuation approaches:

Market approach

Valuation techniques that use prices and other relevant information generated by market transactions for identical or similar assets or liabilities.

Income approach

Valuation techniques that convert estimated future cash flows or income and expenses into a single discounted present value.

Cost approach

Valuation techniques that reflect the current replacement cost of the service capacity of an asset.

Each valuation technique requires inputs that reflect the assumptions that buyers and sellers would use when pricing the asset or liability, including assumptions about risks. When selecting a valuation technique, Resource Recovery Group gives priority to those techniques that maximise the use of observable inputs and minimise the use of unobservable inputs. Inputs that are developed using market data (such as publicly available information on actual transactions) and reflect the assumptions that buyers and sellers would generally use when pricing the asset or liability are considered observable, whereas inputs for which market data is not available and therefore are developed using the best information available about such assumptions are considered unobservable.

j) Impairment of assets

In accordance with Australian Accounting Standards, Resource Recovery Group's assets, other than inventories, are assessed at each reporting date to determine whether there is any indication they may be impaired.

Where such an indication exists, an impairment test is carried out on the asset by comparing the recoverable amount of the asset, being the higher of the asset's fair value less costs to sell and value in use, to the asset's carrying amount except for non-financial assets that are:

- land and buildings classified as property, plant and equipment;
- infrastructure; or
- vested improvements that the local government controls, in circumstances where there has been an impairment indication of a general decrease in asset values.

These non-financial assets are assessed in accordance with the regulatory framework detailed in Note 9.

Any excess of the asset's carrying amount over its recoverable amount is recognised immediately in profit or loss, unless the asset is carried at a revalued amount in accordance with another Standard (e.g. AASB 116 *Property, Plant and Equipment*) whereby any impairment loss of a revalued asset is treated as a revaluation decrease in accordance with that other Standard.

**RESOURCE RECOVERY GROUP
 NOTES TO AND FORMING PART OF THE FINANCIAL REPORT
 FOR THE YEAR ENDED 30 JUNE 2025**

21. FUNCTION AND ACTIVITY

(a) Service objectives and descriptions

Resource Recovery Group operations as disclosed in this financial report encompass the following service orientated functions and activities

**Objective
 Governance**

REGIONAL PURPOSE

[Redacted]

[Redacted]

Description

Statement of Objective
 The purposes for Resource Recovery Group is established are:

- established are:
- (a) to actively plan, coordinate and implement the removal, processing, treatment and disposal of waste, with the intention of implementing and advocating for the adoption of best practice processes and activities;
- (b) to lead and influence local State and Federal Governments in the development of regional waste Management policies and legislation;
- (c) to educate by providing tools to recycle right, reduce waste and live more sustainably; and
- (d) to carry out and do all other acts and things which are reasonably necessary for the bringing into effect of the purposes referred to in clause 4(a) or 4(b).

The Council operations as disclosed in this report encompass the following service orientated programs.

Governance

[Redacted]

Administration and operation facilities and services to Members of Council, other costs that relate to tasks of assisting the member councils and the public on matters which do not concern specific council services. In accordance with legislative changes effective 1 July 1997, the General Administration costs have been allocated to the various programs of the Council to reflect the true cost of the services provided.

Community amenities

[Redacted]

To provide environmentally friendly waste management facilities to consumers at a competitive cost, mindful of community requirements, whilst aiming to greatly reduce the quantity of waste disposed at landfill sites. This includes the Regional Resource Recovery Centre at Canning Vale which is a Major Commercial Business Undertaking,

**RESOURCE RECOVERY GROUP
NOTES TO AND FORMING PART OF THE FINANCIAL REPORT
FOR THE YEAR ENDED 30 JUNE 2025**

21. FUNCTION AND ACTIVITY (Continued)

(b) Income and expenses

	2025 Actual	2024 Actual
	\$	\$
Income excluding grants, subsidies and contributions and capital grants, subsidies and contributions		
Education & Marketing	105,290	362,997
RRRC Admin & Weighbridge	2,497,122	2,122,814
Recycling	9,287,223	9,004,461
Green waste	640,067	641,943
Waste Composting	3,038,497	2,422,072
FOGO Operations	5,607,770	4,363,426
Business Development	183,956	388,771
Waste Audit	264,293	270,902
Admin	13,112	0
	21,637,330	19,577,386
Grants, subsidies and contributions and capital grants, subsidies and contributions		
FOGO Operations	0	250,000
Admin	81,137	0
Governance	91,342	0
R&D	42,643	0
Office Project	80,595	0
	295,717	250,000
Total income	21,933,047	19,827,386
Expenses		
Education & Marketing	(58,732)	(535,586)
RRRC Admin & Weighbridge	(3,680,989)	(3,532,518)
Recycling	(9,189,818)	(6,564,118)
Green waste	(355,110)	(376,086)
Waste Composting	(4,784,454)	(3,566,257)
FOGO Operations	(4,256,565)	(3,029,274)
Business Development	(68,656)	(76,800)
Waste Audit	(272,436)	(235,176)
Admin	(428,700)	0
Governance	(389,461)	0
R&D	(41,460)	0
Office Project	(80,595)	0
SWMP Fogo	0	2,761
Total expenses	(23,606,976)	(17,913,054)
Net result for the period	(1,673,929)	1,664,332
(c) Assets		
Unallocated	17,312,990	29,968,966
Total assets	17,312,990	29,968,966

RESOURCE RECOVERY GROUP
NOTES TO AND FORMING PART OF THE FINANCIAL REPORT
FOR THE YEAR ENDED 30 JUNE 2025

22. DETERMINATION OF SURPLUS OR DEFICIT

Note	2024/25 (30 June 2025 carried forward) \$	2024/25 Budget (30 June 2025 carried forward) \$	2023/24 (30 June 2024 carried forward) \$
(a) Non-cash amounts excluded from operating activities			
The following non-cash revenue or expenditure has been excluded from amounts attributable to operating activities within the Statement of Financial Activity in accordance with <i>Financial Management Regulation 32</i> .			
Adjustments to operating activities			
Less: Profit on asset disposals	0	0	(38,867)
Add: Loss on revaluation of fixed assets	8(a) 0	0	28,596
Add: Impairment of Plant and Equipment	8(a) 808,051	0	0
Add: Depreciation	9(a) 3,461,260	3,134,188	3,693,580
Non-cash movements in non-current assets and liabilities:			
Financial assets at amortised cost	1,612,200	99,832	95,824
Assets held for sale	7 5,545,842	0	0
Employee benefit provisions	(75,383)	(22,798)	(22,798)
Other provisions	(2,142,794)	31,178	31,351
Non-cash amounts excluded from operating activities	9,209,176	3,242,400	3,787,686
(b) Non-cash amounts excluded from investing activities			
The following non-cash revenue or expenditure has been excluded from amounts attributable to investing activities within the Statement of Financial Activity in accordance with <i>Financial Management Regulation 32</i> .			
Adjustments to investing activities			
Right of use assets impairment	10(a) 2,293,791	3,605,796	0
Building Revaluation	3,570,501	0	0
Movement in current capital expenditure provision associated with restricted cash	(31,574)	0	0
Non-cash amounts excluded from investing activities	5,832,718	3,605,796	0
(c) Non-cash amounts excluded from financing activities			
The following non-cash revenue or expenditure has been excluded from amounts attributable to financing activities within the Statement of Financial Activity in accordance with <i>Financial Management Regulation 32</i> .			
Adjustments to financing activities			
Non cash proceeds from new leases	23(b) (3,986,041)	0	0
Non-cash amounts excluded from financing activities	(3,986,041)	0	0
(d) Surplus or deficit after imposition of general rates			
The following current assets and liabilities have been excluded from the net current assets used in the Statement of Financial Activity in accordance with <i>Financial Management Regulation 32</i> to agree to the surplus/(deficit) after imposition of general rates.			
Adjustments to net current assets			
Less: Reserve accounts	24 (4,850,335)	(6,228,983)	(9,085,223)
Less: Financial assets at amortised cost			
Less: Current assets not expected to be received at end of year			
Loan Repayment	(95,824)	0	(95,824)
Provision for inventory	(1,230,144)	(172,060)	(172,060)
Make Good Provision	2,174,000	2,952,015	2,952,015
Add: Current liabilities not expected to be cleared at end of year			
- Current portion of borrowings	12 1,612,200	99,832	95,824
- Current portion of contract liability held in reserve	130,033	130,033	362,478
- Current portion of lease liabilities	10(b) 379,875	837,695	637,613
Reduction in lease liability due to early surrender	3,986,041	0	0
Reduction in potential payout to Canning	1,457,095	0	0
Other Provision	(143,085)	0	0
Total adjustments to net current assets	3,419,856	(2,381,468)	(5,305,177)
Net current assets used in the Statement of financial activity			
Total current assets	17,312,990	8,967,145	13,436,740
Less: Total current liabilities	(10,967,741)	(5,740,202)	(6,918,829)
Less: Total adjustments to net current assets	3,804,311	(2,381,468)	(5,305,177)
Surplus or (deficit) after imposition of general rates	10,149,560	845,475	1,212,734

**RESOURCE RECOVERY GROUP
NOTES TO AND FORMING PART OF THE FINANCIAL REPORT
FOR THE YEAR ENDED 30 JUNE 2025**

23. BORROWING AND LEASE LIABILITIES

(a) Borrowings

Purpose	Note	Actual							Budget			
		Principal at 1 July 2023	New loans during 2023-24	Principal repayments during 2023-24	Principal at 30 June 2024	New loans during 2024-25	Principal repayments during 2024-25	Principal at 30 June 2025	Principal at 1 July 2024	New loans during 2024-25	Principal repayments during 2024-25	Principal at 30 June 2025
		\$	\$	\$	\$	\$	\$	\$	\$	\$	\$	\$
Office accommodation, Loan No 2.6		1,800,000	0	(91,976)	1,708,024	0	(95,824)	1,612,200	1,708,024	0	(95,824)	1,612,200
Total		1,800,000	0	(91,976)	1,708,024	0	(95,824)	1,612,200	1,708,024	0	(95,824)	1,612,200
Borrowing finance cost payments												
Purpose	Loan number	Institution	Interest rate	Date final payment is due	Actual for year ending 30 June 2025	Budget for year ending 30 June 2025	Actual for year ending 30 June 2024					
Office accommodation, Loan No 2.6	3	WATC	4.12%	30/06/2028	\$ (80,595)	\$ (81,514)	\$ (85,134)					
Total					(80,595)	(81,514)	(85,134)					
Total finance cost payments					(80,595)	(81,514)	(85,134)					

WATC stands for Western Australian Treasury Corporation
The interest rates stated above exclude the guarantee fees payable to WATC
The interest repayments include the guarantee fees paid.

**RESOURCE RECOVERY GROUP
NOTES TO AND FORMING PART OF THE FINANCIAL REPORT
FOR THE YEAR ENDED 30 JUNE 2025**

23. BORROWING AND LEASE LIABILITIES (Continued)

(b) Lease liabilities

Purpose	Note	Actual							Budget			
		Principal at 1 July 2023	New leases during 2023-24	Principal repayments during 2023-24	Principal at 30 June 2024	New leases during 2024-25	Principal repayments during 2024-25	Principal at 30 June 2025	Principal at 1 July 2024	New leases during 2024-25	Principal repayments during 2024-25	Principal at 30 June 2025
		\$	\$	\$	\$	\$	\$	\$	\$	\$	\$	\$
RRRC Ground Lease		5,551,191	0	(582,243)	4,968,947	(3,986,041)	(603,031)	379,875	4,968,949	0	(4,243,409)	725,540
Total lease liabilities	10(b)	5,551,191	0	(582,243)	4,968,947	(3,986,041)	(603,031)	379,875	4,968,949	0	(4,243,409)	725,540
Lease finance cost payments												
Purpose	Lease number	Institution	Interest rate	Date final payment is due	Actual for year ending 30 June 2025	Budget for year ending 30 June 2025	Actual for year ending 30 June 2024	Lease term				
RRRC Ground Lease		City of Canning	3.40%		\$ (156,348)	\$ (157,178)	\$ (177,507)	30 Years				
Total finance cost payments					(156,348)	(157,178)	(177,507)					

**RESOURCE RECOVERY GROUP
NOTES TO AND FORMING PART OF THE FINANCIAL REPORT
FOR THE YEAR ENDED 30 JUNE 2025**

24. RESERVE ACCOUNTS

	2025 Actual opening balance	2025 Actual transfer to	2025 Actual transfer (from)	2025 Actual closing balance	2025 Budget opening balance	2025 Budget transfer to	2025 Budget transfer (from)	2025 Budget closing balance	2024 Actual opening balance	2024 Actual transfer to	2024 Actual transfer (from)	2024 Actual closing balance
	\$	\$	\$	\$	\$	\$	\$	\$	\$	\$	\$	\$
Restricted by council												
(a) RRRC Contingency & Development Reserve	6,925,792	0	(6,925,792)	0	6,352,022	0	(2,282,470)	4,069,552	7,973,894	0	(1,048,102)	6,925,792
(b) Travel and Conference Reserve	25,000	0	(25,000)	0	25,000	0	0	25,000	25,000	0	0	25,000
(c) Office Accommodation Reserve	290,212	0	(290,212)	0	290,212	0	0	290,212	290,212	0	0	290,212
(d) RRRC Restoration Reserve	1,844,219	0	(1,844,219)	0	1,844,219	0	0	1,844,219	1,844,219	0	0	1,844,219
(e) RRG Reserve Fund	0	9,085,223	(4,234,888)	4,850,335	0	0	0	0	0	0	0	0
	9,085,223	9,085,223	(13,320,111)	4,850,335	8,511,453	0	(2,282,470)	6,228,983	10,133,325	0	(1,048,102)	9,085,223
Internal Transfer between reserve accounts		(9,085,223)	9,085,223									
	9,085,223	0	(4,234,888)	4,850,335	8,511,453	0	(2,282,470)	6,228,983	10,133,325	0	(1,048,102)	9,085,223

All reserves are supported by cash and cash equivalents and financial assets at amortised cost and are restricted within equity as Reserve accounts.

In accordance with council resolutions or adopted budget in relation to each reserve account, the purpose for which the reserves are set aside are as follows

Name of reserve account	Purpose of the reserve account
Restricted by council	
(a) RRRC Contingency & Development Reserve	To be used to fund shortfalls in operating expenditure, asset renewals and disposals, employment termination provisions, provide equity payments to withdrawn participants and insurance claims below the excess for the Canning Vale RRRC Project.
(b) Travel and Conference Reserve	To be used to fund the requirements for staff and Councillors' travel and Conference attendance.
(c) Office Accommodation Reserve	To be used for funding capital renewal expenditure and non-recurrent maintenance expenditure for the Council property located at 9 Aldous Place Booragoon.
(d) RRRC Restoration Reserve	To be used to meet lease obligations resulting from an early termination of the Ground Lease or at the expiry of the Ground Lease.
(e) RRG Reserve Fund	To be used as required to complete the wind up of the organisation

It was resolved by Council at it's June 2025 meeting to combine the previously held four reserve funds into one, to meet the expenditure needs of transitioning and winding up of the organisation.

**RESOURCE RECOVERY GROUP
NOTES TO AND FORMING PART OF THE FINANCIAL REPORT
FOR THE YEAR ENDED 30 JUNE 2025**

25. TRUST FUNDS

The Council does not have any trust funds on hand as at 30 June 2025 (As at 30 June 2024 - Nil)

26 LICENCES

RRG Environmental Operating Licences

The Resource Recovery Group, Canning Vale Centre has two environmental licences for prescribed premises under the Environmental Protection Act 1986, granted by the Department of Water and Environmental Environmental Regulation (DWER). Each licence comes with conditions that DWER monitors and evaluates. Licences can be viewed on both RRG and DWER's websites.



Auditor General

INDEPENDENT AUDITOR'S REPORT

2025

Resource Recovery Group

To the Council of the Resource Recovery Group

Opinion

I have audited the financial report of the Resource Recovery Group (Council) which comprises:

- the statement of financial position as at 30 June 2025, the statement of comprehensive income, statement of changes in equity, statement of cash flows and statement of financial activity for the year then ended
- notes comprising a summary of material accounting policies and other explanatory information.

In my opinion, the financial report :

- is based on proper accounts and records
- presents fairly, in all material respects, the results of the operations of the Council for the year ended 30 June 2025 and its financial position at the end of that period
- is in accordance with the *Local Government Act 1995* (the Act) and, to the extent that they are not inconsistent with the Act, Australian Accounting Standards.

Basis for opinion

I conducted my audit in accordance with Australian Auditing Standards. My responsibilities under those standards are further described in the Auditor's responsibilities for the audit of the financial report section below.

I believe that the audit evidence I have obtained is sufficient and appropriate to provide a basis for my opinion.

Emphasis of matter – Basis of Accounting

I draw attention to Note 1 of the financial report which describes the basis of accounting and that the financial report has been prepared on a non-going concern basis for the reasons set out therein. My opinion is not modified in respect of this matter.

Other information

The Chief Executive Officer (CEO) is responsible for the preparation and the Council for overseeing the other information. The other information is the information in the entity's annual report for the year ended 30 June 2025, but not the financial report and my auditor's report.

My opinion on the financial report does not cover the other information and accordingly, I do not express any form of assurance conclusion thereon.

In connection with my audit of the financial report, my responsibility is to read the other information and, in doing so, consider whether the other information is materially inconsistent with the financial report or my knowledge obtained in the audit or otherwise appears to be materially misstated.

If, based on the work I have performed, I conclude that there is a material misstatement of this other information, I am required to report that fact. I did not receive the other information prior to the date of this auditor's report. When I do receive it, I will read it and if I conclude that there is a material misstatement in this information, I am required to communicate the matter to the CEO and Council and request them to correct the misstated information. If the misstated information is not corrected, I may need to retract this auditor's report and re-issue an amended report.

Responsibilities of the Chief Executive Officer and Council for the financial report

The Chief Executive Officer (CEO) of the Council is responsible for:

- keeping proper accounts and records
- preparation and fair presentation of the financial report in accordance with the requirements of the Act, the Regulations and Australian Accounting Standards
- managing internal control as required by the CEO to ensure the financial report is free from material misstatement, whether due to fraud or error.

In preparing the financial report, the CEO is responsible for:

- assessing the Council's ability to continue as a going concern
- disclosing, as applicable, matters related to going concern
- using the going concern basis of accounting unless the State Government has made decisions affecting the continued existence of the Council.

The Council is responsible for overseeing the Council's financial reporting process.

Auditor's responsibilities for the audit of the financial report

As required by the *Auditor General Act 2006*, my responsibility is to express an opinion on the financial report. The objectives of my audit are to obtain reasonable assurance about whether the financial report as a whole is free from material misstatement, whether due to fraud or error, and to issue an auditor's report that includes my opinion. Reasonable assurance is a high level of assurance but is not a guarantee that an audit conducted in accordance with Australian Auditing Standards will always detect a material misstatement when it exists.

Misstatements can arise from fraud or error and are considered material if, individually or in the aggregate, they could reasonably be expected to influence the economic decisions of users taken on the basis of the financial report. The risk of not detecting a material misstatement resulting from fraud is higher than for one resulting from error, as fraud may involve collusion, forgery, intentional omissions, misrepresentations or the override of internal control.

A further description of my responsibilities for the audit of the financial report is located on the Auditing and Assurance Standards Board website. This description forms part of my auditor's report and can be found at https://www.auasb.gov.au/auditors_responsibilities/ar4.pdf.

My independence and quality management relating to the report on the financial report

I have complied with the independence requirements of the *Auditor General Act 2006* and the relevant ethical requirements relating to assurance engagements. In accordance with ASQM 1 *Quality Management for Firms that Perform Audits or Reviews of Financial Reports and Other Financial Information, or Other Assurance or Related Services Engagements*, the Office of the

Auditor General maintains a comprehensive system of quality management including documented policies and procedures regarding compliance with ethical requirements, professional standards and applicable legal and regulatory requirements.

Matters relating to the electronic publication of the audited financial report

This auditor's report relates to the financial report of the Resource Recovery Group for the year ended 30 June 2025 included in the annual report on the Council's website. The Council's management is responsible for the integrity of the Council's website. This audit does not provide assurance on the integrity of the Council's website. The auditor's report refers only to the financial report. It does not provide an opinion on any other information which may have been hyperlinked to/from the annual report. If users of the financial report are concerned with the inherent risks arising from publication on a website, they are advised to contact the Council to confirm the information contained in the website version.



Liang Wong
Acting Senior Director Financial Audit
Delegate of the Auditor General for Western Australia
Perth, Western Australia
18 December 2025



**Resource
Recovery
Group**

Recycle. Innovate. Educate.

ANNUAL REPORT 2024-2025



Contents

Introduction	3
About Resource Recovery Group	3
Chairperson’s Report	5
Chief Executive Officer’s Report	6
Regional Councillors	9
Governance	14
Planning for the Future	16
2024–2025 Achievements	19
Statutory Requirements	24
Financial Highlights and Results	29
Financial Reports (including the independent auditor’s report)	35



Acknowledgement of Country

We wish to acknowledge the Traditional Custodians of the land we are working on, the Whadjuk Noongar people, and pay our respects to their Elders past and present.

Introduction

Resource Recovery Group's 2024 – 2025 Annual Report consists of two distinct sections:

Section 1 – Overview and Achievements

Section 2 – Annual Financial Report

This Annual Report adheres to the guidelines outlined in Section 5.53(1) of the Local Government Act 1995. The Resource Recovery Group's Annual Report can be obtained by:

Visiting our official website: resourcerecoverygroup.com.au

Telephoning: 08 9329 2700

Email: admin@resourcerecoverygroup.com.au

About Resource Recovery Group

Resource Recovery Group (RRG), formerly the Southern Metropolitan Regional Council (SMRC), stands at the forefront of resource recovery excellence with proven supply chains and impressive recovery rates.

At the Resource Recovery Group, we:



Recycle materials to their highest practical value



Innovate and implement new approaches to recycling and resource recovery



Educate by providing tools to recycle right, reduce waste and live more sustainably

Resource Recovery Group is part of the Perth metropolitan area, representing one of five regional councils, and functions as a local government entity. Established in 1991, our roots lie in the creation of

forward-thinking and sustainable waste management solutions that benefit communities and the environment alike.

At the heart of our operations is a state-of-the-art 100-million-dollar facility at Canning Vale. This facility receives, recycles, and processes waste from our member local councils (Town of East Fremantle, City of Fremantle, and City of Melville), as well as from other metropolitan and regional councils, private customers, and the wider community.

Resource Recovery Group boasts a comprehensive range of facilities and capabilities, including:

- **Materials Recovery Facility (MRF):** Utilising cutting-edge systems and equipment to recover recyclables from yellow-lidded bins.
- **FOGO Processing Facility:** Aligned with a progressive State waste strategy, this facility effectively processes food organic and garden organic waste. We hold extensive experience, licenses, and quality assurance in organic processing.
- **Green Waste Facility (GWF):** This facility receives clean green waste gathered from council verge collections.
- **Auditing Facility:** Conducting meticulous audits on waste, recycling streams, or material products, enhancing operational efficiency.

In 2021, SMRC rebranded as Resource Recovery Group to align with our evolving business landscape and expanding customer base.

In July 2024 we successfully transitioned our education program, **Recycle Right**, to the Department of Water and Environment. Recycle Right has played a key role in educating residents and business in recycling, waste education and the purchase of recycled products through digital resources, tours and events.

Resource Recovery Group remains steadfast in its commitment to assist the State Government in achieving waste diversion targets set in the WARR Strategy 2030. We proudly employ over 55 dedicated staff and provide work opportunities for 100 local small businesses and contractors each month.

Chairperson's Report

As Chair, I am pleased to present the Resource Recovery Group's Annual Report for the 2024–2025 financial year.

This year marked a significant transition for the Resource Recovery Group (RRG), with the Regional Council resolving in May 2025 to formally wind up both the Office Accommodation Project and the RRRC Project (Canning Vale Centre).

These decisions were made following the decision of member participants to withdraw from the Regional Local Government and have paved the way for the Cities of Fremantle and Melville to work collaboratively with the City of Canning to achieve a solution that will ensure the future operations of the Canning Vale Centre.

The Cities continue to work collaboratively with Resource Recovery Group to achieve a viable solution that ensures recovery services and broader environmental outcomes remain uninterrupted.

Throughout this process, the organisation has demonstrated resilience and professionalism. I would like to acknowledge and thank all staff for their patience and commitment during this period of change.

During the year, I was supported by fellow regional councillors Mayor Hannah Fitzhardinge, Cr Jane Edinger and Cr Jenny Archibald. Their contributions have been instrumental in guiding the organisation through this transitional phase, and I extend my appreciation for their continued engagement and leadership.

We also acknowledge the leadership of Mr Brendan Doherty, who served as Chief Executive Officer in 2024, and Mr Marten Tieleman, who assumed the role from December 2024. Mr Doherty continues to support RRG in a strategic capacity, and we thank both for their stewardship and dedication to the organisation's objectives.

RRG continues to take pride in its vision and recovery rates and remains committed to delivering high-value resource recovery solutions for our member



councils and commercial partners. As we move through the transition, we remain focused on supporting our communities and stakeholders in achieving sustainable outcomes.

It is a privilege to serve as Chair of the Resource Recovery Group, and I look forward to continuing our work in support of a resilient and sustainable future.

Cr Karen Wheatland
Chair

Chief Executive Officer Report

It has been a pleasure to work with the RRG Team and the Council on the transition process since December 2024. I acknowledge the fine work undertaken by my predecessor Brendan Doherty, the Executive Management Team and every team member of the RRG. Whilst it hasn't been business as usual, the Team have managed to keep their focus on the RRG's strategic and corporate goals and continued to produce excellent outcomes and set the benchmark for resource recovery despite the uncertainty experienced during this period.



Of the 82,000 tonnes of material received into the Canning Vale facility, Resource recovery across the three waste streams of Food & Garden Organics (FOGO), Materials Recovery and Greenwaste, totalled 74,530 tonnes or 91%. This significantly exceeds the Waste Avoidance and Resource Recovery Strategy 2030 targets of 70% recovery by 2025 and 75% recovery by 2030 as well as our own targets of 85% recovery.

The Team also maintained their focus on producing quality product, in a safe manner whilst minimising the impact of our operations on the environment. The RRG's systems and processes were independently assessed against the requirements of the three ISO standards for Quality, Health and Safety and Environment and we were successful in being reaccredited against those standard.

Pleasingly our focus on the health and safety of our workforce and their safe work practices resulted in Nil lost time injuries over the 2024-2025 period.

At its meeting held on Thursday 9 May 2025 Council resolved to wind up the two projects run by the RRG being Regional Resource Recovery Centre Project and the Office Accommodation Project. This resolution followed the withdrawal of the two remaining members (The Cities of Fremantle and Melville) who then commenced negotiations with the City of Canning and formed a Waste Management Collective to explore alternative arrangements for another entity to operate the Regional Resource Recovery Centre at Canning Vale. As a result of the councils resolution the RRG took steps to commence termination of the lease it holds with the City of Canning, as landowner, of the Regional Resource Recovery Centre site at Bannister Road in Canning Vale as well as commencing the sales process of the RRG's office accommodation at Booragoon.

At the time of writing the settlement of the sale for the office accommodation will occur in mid-December and as a result of a tender process undertaken by the City of Canning a new operator is expected to take over the operations of the Regional Resource Recovery Centre in early December 2025 after which time the staff of the RRG will be provided with redundancy packages.

Whilst this is a sad outcome for all who have dedicated many years to the Resource Recovery Group, they can be proud of having been part of a Team that has been instrumental in demonstrating benchmark performance in Resource Recovery as well as innovations in achieving processing of Food Organics and Garden Organics to achieve high quality composting material.

We are thankful for the ongoing support of the member councils and their representatives who over many years who had the vision to embark on these innovative processes which resulted in high levels resource recovery beyond those achieved by their industry peers throughout all of Australia.

Our hope for the future is that the waste recovery activities which will continue on the Canning Vale Resource Recovery site will continue to demonstrate best practice resource recovery across all waste streams. We are also confident that our former employees will continue to gain meaningful employment in the sector as they are well equipped and qualified to do so.

Marten Tieleman
Acting Chief Executive Officer



Regional Councillors

Our elected members 2024 to 2025:

Following the withdrawal of the Town of East Fremantle on 1 July 2024, RRG was left with only two elected members, Cr Karen Wheatland and Mayor Hannah Fitzhardinge.

They were joined by Cr Jane Edinger and Cr Jenny Archibald following the execution of the updated Establishment Agreement in October 2024 which provided for two elected members per participant.



Cr Karen Wheatland, who has been RRG Chair since November 2023, continued in this role. Cr Wheatland has been an elected member of the City of Melville since 2017. She is the Resource Recovery Group's representative on Municipal Waste Advisory Group, (MWAC) and state councillor with the WA Local Government Association, with her term ending in 2024.

Cr Wheatland is excited to participate in the waste sector as she identifies the opportunity to divert waste from landfill and in turn reducing the rate of growth of emissions from methane into the atmosphere. With more waste diversion through FOGO, the Resource Recovery Group has received credit through Federal Government approved carbon offsets, from composting the organic fraction of the waste stream from landfill to FOGO.

A strong advocate for FOGO, Cr Wheatland is looking forward to being a part of Resource Recovery Group and to help grow FOGO uptake that will give the Resource Recovery Group's customers the opportunity to develop a new revenue stream from processing FOGO.

Mayor Hannah Fitzhardinge was elected Mayor of Fremantle in 2021, having served as a Councillor since 2016.

A graduate of the Australian Institute of Company Directors, Hannah has served on the Rottneest Island Board and the boards of Integral Development Pty Ltd, The Beehive Montessori School and ARTRAGE and brings extensive governance experience to the RRG table. Her professional experience has included leadership development, stakeholder engagement, communications, crisis and issues management and government relations.



In joining the RRG, Hannah hopes to continue the strong advocacy for best practice waste minimisation that has been a legacy of the City of Fremantle’s involvement in the organisation.



Cr Jenny Archibald has been a councillor at the City of Fremantle since 2017, and Deputy Mayor since 2023. This followed terms as councillor and Mayor between 1990 to 1997. She has held various board roles with not-for-profit organisations and as Chair of the Rottneest Island Authority. She is currently Deputy Chair of the State Library of WA.

With a professional career starting in research in palaeontology, Jenny later moved into business development and management roles, including as co-owner and executive of private sector companies involved in the geoscience industry.

With cost effective and efficient waste management increasingly important today, Jenny looks forward to being part of the RRG team as it continues to sustainably maximise material resource recovery into the future.

Cr Jane Edinger was elected to the City of Melville in 2021.

During her time on Council she has actively participated in the business of Council and has served as the Chairperson of the Governance committee.

Jane brings to the Resource Recovery Group Council her business acumen developed as administration manager for a metal fabrication business, and her professional expertise from working for many years as an information specialist within the mining sector.



She has keenly embraced the City of Melville’s FOGO rollout and hopes that the FOGO and recycling best practice waste management processes will eventually be adopted by all metropolitan Councils.



Council	Regional Councillor	Regional Executive Group
City of Melville	Cr Karen Wheatland, Cr Jane Edinger	Mr Mick McCarthy, Mr Paul Molony
City of Fremantle	Mayor Hannah Fitzhardinge, Cr Jenny Archibald	Mr Graham Tattersall, Mr Matt Hammond

Committees and their members

Audit & Risk Committee	Stakeholder Relations Committee	CEO Performance Review Committee
The committee reviews the audit function and performance and risk management processes.	The committee reviews, considers and discusses RRG's communication strategy.	The committee reviews the CEO's performance.
Cr Karen Wheatland Mayor Hannah Fitzhardinge (Presiding Member) Cr J Edinger Cr J Archibald	Following the transition of Recycle Right to the Department of Water & Environmental Regulation, the Stakeholder Relations Committee was abolished in November 2024.	Cr Karen Wheatland (Presiding Member) Mayor Hannah Fitzhardinge Cr J Edinger Cr J Archibald

Members Meeting attendance 2024-2025

	Cr Karen Wheatland	Mayor Hannah Fitzhardinge	Cr Jane Edinger	Cr Jenny Archibald
Ordinary meeting of Council	4/4	4/4	4/4	4/4
Special meeting of Council	4/5	5/5	5/5	5/5
Audit & Risk Committee	1/3	3/3	3/3	3/3
CEO Performance Review Committee	1/1	1/1	1/1	1/1

Council Member Remuneration 2024-2025

	Cr Karen Wheatland	Mayor Hannah Fitzhardinge	Cr Jane Edinger	Cr Jenny Archibald
Chair allowance	\$19,488.79	-	-	-
Deputy Chair allowance	-	\$4,862.11	-	-
Meeting fees	\$15,353.55	\$10,239.60	\$7,143.75	\$7,143.75
Total	\$34,802.34	\$15,101.71	\$7,143.75	\$7,143.75

Governance

The Establishment Agreement, originally endorsed in 1998, outlines the regional purpose of the Resource Recovery Group (RRG) and its role in delivering collaborative projects and services for participating local governments. These initiatives focus on best practice waste management, resource recovery, and environmental solutions.

Recognising the age of the Agreement, in 2022 member councils resolved to undertake a comprehensive review of the Establishment Agreement, including a reassessment of RRG's regional purpose. The objective was to ensure that the governance framework remains aligned with the organisation's evolving business model.

Following endorsement of the proposed amendments by the Regional Council and participating local governments, we are pleased to confirm that the revised Establishment Agreement received formal approval from the Minister for Local Government in October 2024.

Withdrawal of Member Councils

In June 2023, the Town of East Fremantle formally advised its intention to withdraw from the Regional Local Government and all associated projects, effective 1 July 2024.

Subsequently, in November 2023, the City of Melville resolved to withdraw from RRG and its associated projects, effective 1 July 2025. In May 2024, the City of Fremantle also resolved to withdraw, with the same effective date.

Both the City of Melville and the City of Fremantle have since extended their withdrawal timelines to support service continuity during the transitional and decommissioning phase of RRG's wind-up.

Importantly, both councils remain committed to ensuring the continued operation of core functions at the Canning Vale Centre. Together with the City of Canning, they formed a “Waste Management Collective” to explore and evaluate alternative service delivery models that will sustain the essential services currently provided by RRG.

RRG continues to work collaboratively with all parties to assess these alternative models and transitional arrangements. We remain committed to maintaining business-as-usual operations and delivering state-leading environmental performance throughout the transition and beyond.



Planning for the Future

At the 2022 Strategic Directions Workshop it was agreed to undertake a significant review of our Vision, Mission and strategic direction. Our Vision and Mission were re-imagined and are underpinned by our three core Objectives – Recycle, Innovate & Educate. Each Objective is underpinned by Key Focus Areas which are further supported by a range of Projects. These Key Focus Areas and Projects are key in measuring our priorities and progress.

VISION	<i>A circular economy with less waste and lower carbon emissions</i>		
MISSION	We are leaders in maximising material recovery and minimising climate impacts by providing our communities with best practice resource recovery solutions with high recovery rates and ethical supply chains.		
OBJECTIVES	Recycle materials to their highest practical value	Innovate and implement new approaches to recycling and resource recovery	Educate by providing tools to recycle right, reduce waste and live more sustainably

In February 2024 the Council resolved to suspend the annual strategic planning process in favour of transition planning to reflect the future withdrawal of the Cities of Melville & Fremantle. As such no strategic review was conducted in 2023-2024. Our corporate business plan was updated to reflect the transitional planning process as the key objectives for the 2024-2025 year.

Integrated Planning and Reporting Framework

The Annual Report measures our progress against priorities that were developed in consultation with the community and documented in Resource Recovery Group’s long-term vision, the Strategic Community Plan 2022-2032.

Resource Recovery Group’s Corporate Business Plan 2025-2029 provides clarity on the initiatives and services that the Regional Council is planning or

implementing over the next four years, with emphasis on the delivery of the strategic priorities outlined in our Strategic Community Plan 2022–2032.

These two key strategic documents are then underpinned by a number of informing documents including, but not limited to, the Long-Term Financial Plan, Asset Management Plans, Workforce Plan and issues or area-specific plans (see Figure 1).

All local governments within Western Australia, including Regional Councils, are required to plan for the future in accordance with section 5.56(1) of the Local Government Act 1995 (WA) and adopt an integrated planning and reporting framework.

Plan for the Future

Section 5.53(2)(e) of the Local Government Act 1995 requires local governments to provide an overview of the plan for the future of the district, made in accordance with s 5.56, including major initiatives that are proposed to commence, or to continue, in the next financial year (FY). The Regional Council adopted the Corporate Business Plan 2025–2029 on 26 June 2025.

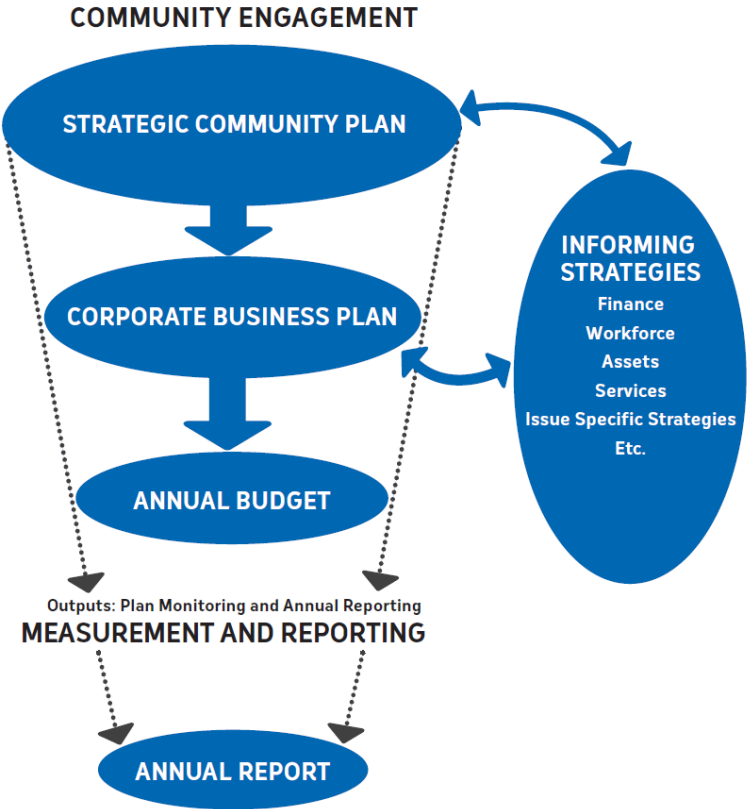


Figure 1 - Department of Local Government and Communities - Integrated Planning & Reporting Framework and Guidelines, 2016

Measures

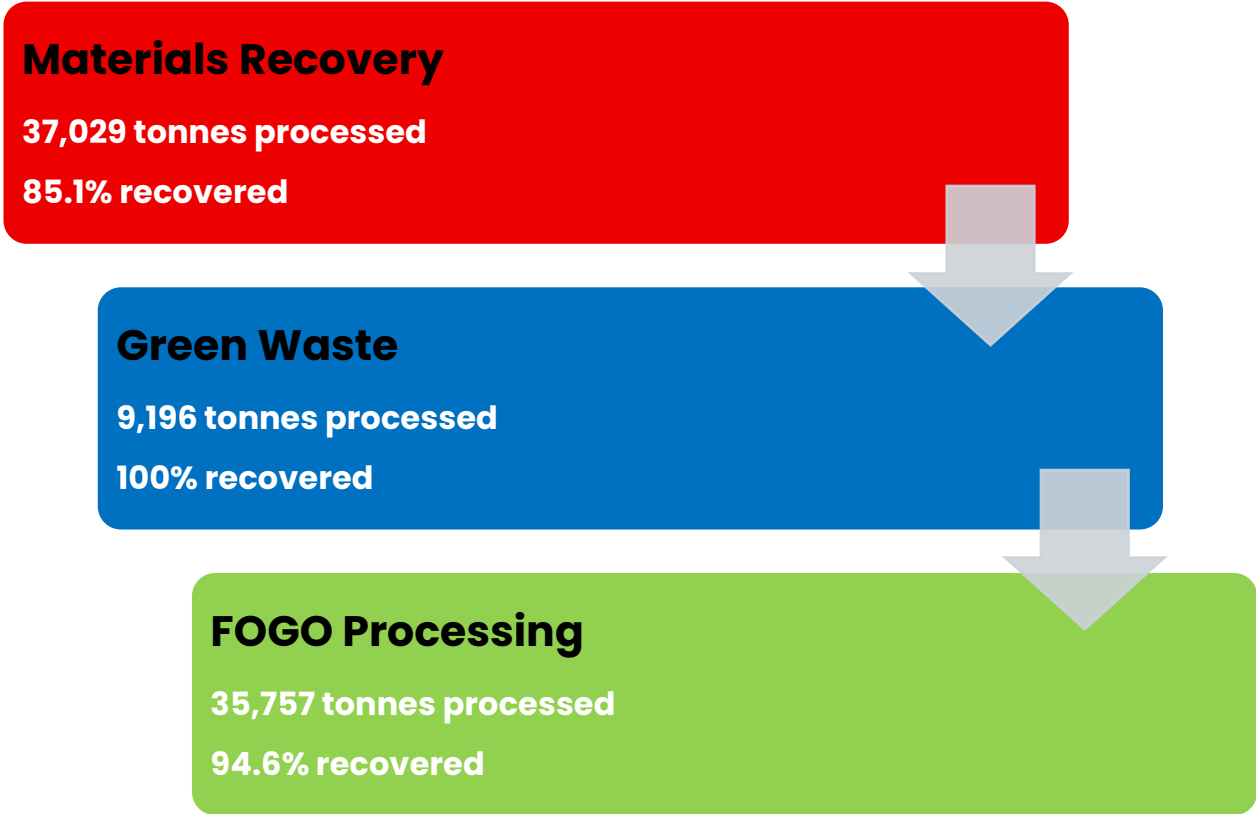
Each year we report on our achievement of our Objectives by using the following Measures:

Objective	Performance Indicator	How will it be measured	2023/24	2024/25	2025/26	2026/27
Recycle	Material recovered that is processed at our Canning Vale Facilities	Percentage of waste diverted = (1 – total residuals/total waste processed x100%)	85%	85%	85%	85%
	Contamination is reduced in the three waste streams collected	Lime Bin FOGO <2% contamination (waste audits)	<2%	<2%	<2%	<2%
		Yellow Bin Recycling (waste audits)	8%	<6%	<5%	<5%
		Red Bin Residuals (waste Audits)	<40%	<30%	<25%	<25%
	Key stakeholders are satisfied with our performance	Stakeholder survey	80%	80%	80%	80%
	Plant availability	Percentage of member tonnes accepted at Canning Vale	95%	95%	95%	95%
	Current Ratio	Current assets over current liabilities	=>1.10	=>1.10	=>1.10	=>1.10
Number of lost time incidents (LTIFT)	Number of lost time injuries	0	0	0	0	
Innovate	We are acknowledged as a leader in waste management and resource recovery	Community survey	>80%	>80%	>80%	>80%
Educate	Community awareness of the Recycle Right brand	Community survey	>50%	>50%	>50%	65%
	Number of community contacts	Number of persons receiving waste education from RRG, e.g. tour visitors, community and school education, awareness programs run by RRG	>5,000	>5,000	>5,000	>5,000
	Recycle Right Website	Number of hits on the Recycle Right website	>60,000	>60,000	>60,000	>60,000

2023-2024 Achievements

Materials Recovery

With the commencement of the Kwinana waste-to-energy plant in 2024, RRG and member council deliveries of residual and general waste are no longer going to landfill. The Department of Water and Environmental Regulation has provided clarification on the definitions used. RRG’s performance measurement is calculated using these definitions.



This represents a material recovery rate of 91%.

Notes:

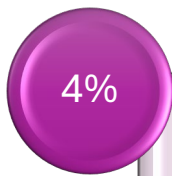

- Includes all waste received and processed at the Canning Vale Centre (members and commercial customers)
- Excludes all RED top bin General Waste

ISO Accreditation


In 2025 RRG proudly achieved accreditation for ISO 9001, ISO 14001 and ISO 45001 continuing RRG’s certification to these three ISO standards for Quality, Health and Safety and Environment.



Our Workforce



Disability



Aboriginal & Torres Strait Islander



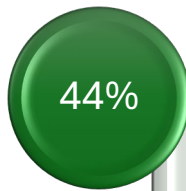
Women



Full-time Staff



Young Person (under 25)



Culturally & Linguistically diverse



Wellbeing Activities

Resource Recovery Group supported staff in maintaining their mental, physical, and nutritional wellbeing through a range of initiatives that built connection, raised awareness about self-care, and provided practical strategies. These efforts helped cultivate resilience across the workforce during a period of change.

Initiatives included:

- **Mental health**

- Bouncing Back: How to Cope with Challenges Workshop
- Difficult Conversations
- R U OK Day & Therapy Dogs
- Staff BBQs
- Biggest Morning Tea

- **STAR Awards**

- The STAR Awards are centred around Resource Recovery Group's core values – safety, together, attitude, and responsibility. Each quarter, during a wellbeing event, staff are invited to recognise a colleague who has demonstrated these values through their support of others or contribution to the organisation.

- **Physical**

- Community Gardening Day
- Health Checks
- Cancer Checks
- Flu Vaccination

- **Nutrition**

- Cooking Workshop
- Soup-er Mondays

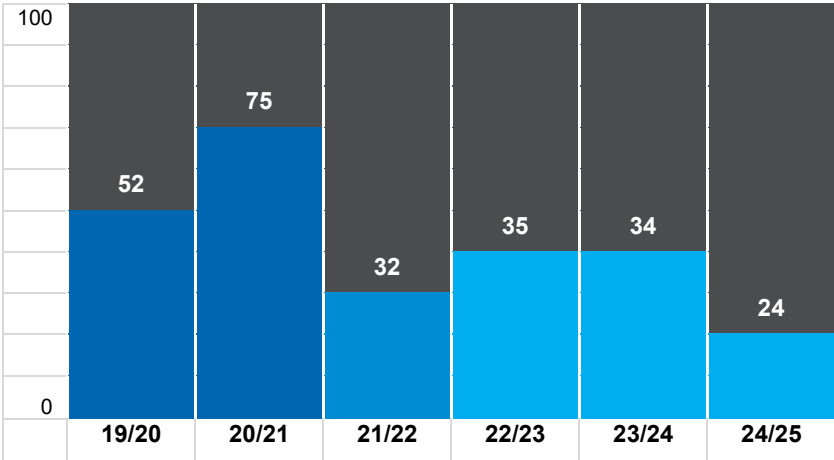


Work Health and Safety

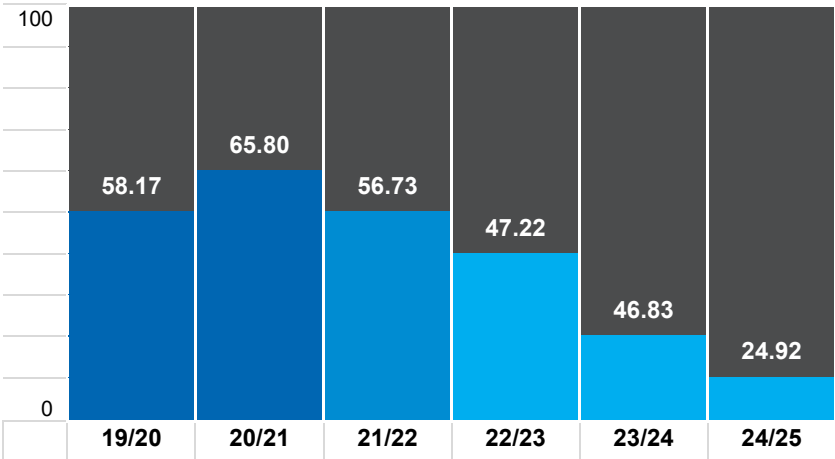
Work Health and Safety is a key focus for the organisation due to the nature of our activities. WHS is practised by every worker from the front line through to senior leadership. In this financial year we have further improved reporting, while decreasing hazards, near misses, and serious incidents per hours worked. Our goal is to ensure our workers leave safely at the end of their shifts.

Hazard, Near Miss and Incident Statistics Summary

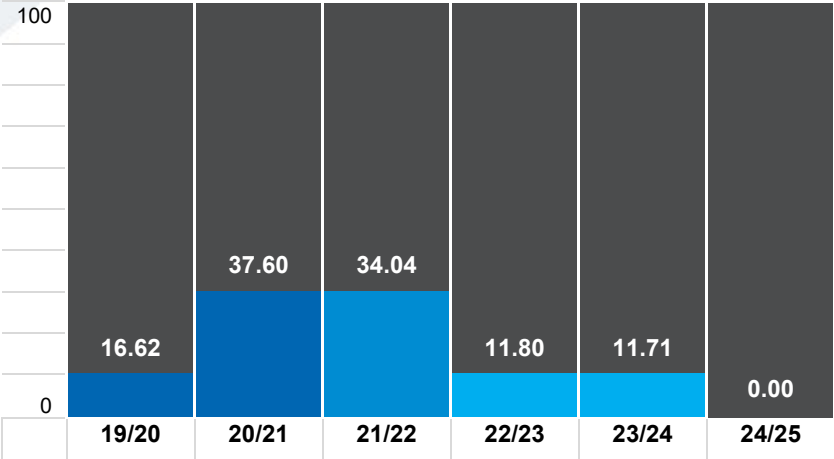
Incident numbers:



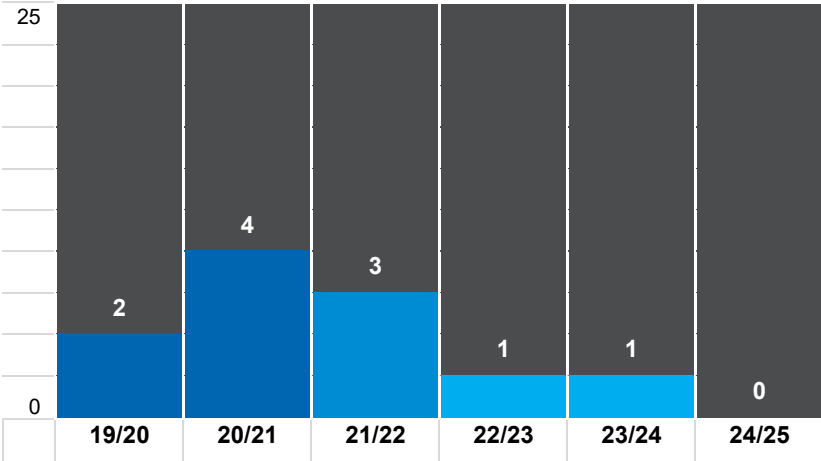
Total recordable Incidents:



Lost time incident rate:



Number of lost time incidents:



(LTI includes those incidents where a worker was unable to attend work as a result of their injury, including as part of rehabilitation or medical treatment.)



Statutory Requirements

Complaints

Section 5.121 of the Local Government Act 1995 requires that we maintain a register of certain complaints and minor breaches and in accordance with Regulation 19B of the Local Government (Administration) Regulations 1996 it is a requirement to report any complaints and amounts in relation to such breaches by Councillors during the year.

There were no complaints reported for the period 1 July 2024 – 30 June 2025. There were no amounts ordered under section 5.110(6)(b)(iv) to be paid by a person against whom a complaint was made.

Resource Recovery Group made no payments relating to remuneration and allowances paid to standards panel members.

Disability Access and Inclusion Plan

The Disability Services Act 1993 requires all WA public authorities to develop and implement a Disability Access and Inclusion Plan to ensure that people living with disability can access all information, services and facilities provided by local government.

Our plan adopted in February 2021 identified opportunities in eight outcome areas. The plan is reviewed every year, following a set process that includes evaluating progress against these outcome areas and consulting with key stakeholders, before submitting the annual report to the Department of Communities. Resource Recovery Group is committed to ensuring that our events, facilities, and information are as accessible as possible for people with disabilities.

Our achievements include:

- Maintained accessibility at our Canning Vale facility, including ramps, accessible parking, accessible toilets, and ensured staff were on hand to provide support to customers at our Green Waste Facility, ensuring that any visitor can easily navigate our site and feel welcomed.

- The Resource Recovery Group continues to foster an equal opportunity ethos by including the Belonging and Inclusion form in our onboarding process, allowing staff to share workplace adjustments and support needed.
- As organisational changes have been rolled out, Resource Recovery Group has made communications available in various formats, including flowcharts, toolbox discussions, staff meetings, the intranet, and noticeboards.

Record Keeping Plan

A review of our record keeping plan was undertaken in November 2024 and submitted to the State Records Office. The review noted a number of changes to the organisation including, the amended Establishment Agreement, withdrawal of the Town of East Fremantle and future withdrawal of the remaining members.



RRG Annual Environmental Compliance Reports for 2025

The Resource Recovery Group (Canning Vale Centre) is required to provide the following environmental/compliance reports to regulatory authorities:

- 1) Annual Environmental Report for Licence L7799/2001/8 to the Department of Water and Environment Regulation (DWER); and
- 2) Annual Audit Compliance Report for Licence L7799/2001/8 (FPF-GWF, Lot 77 and part Lot 78) to the DWER;
- 3) Annual Audit Compliance Report for Licence L9238/2020/1 (MRF, part Lot 85) to the DWER;
- 4) RRG MS-517 Annual Compliance Report to EPA-DWER.



1) Annual Environmental Report (1 July 2024 to 30 June 2025) Dated 28 July 2025

The Annual Environmental Report (AER) is submitted to the Department of Water and Environment Regulation (DWER), Program Manager, Environmental Regulation Unit to fulfil General Conditions 42 and 43.

The AER contains monitoring data or other collected data as required by any condition within the licence over the year starting from 1st July 2024 to 30th June 2025 as a pursuant within licence L7799/2001/8 issued under part V of the Environmental Protection Act 1986, amended 5 January 2023 for Part Lots 77 and 78 Bannister Road, Canning Vale, located at the Canning Vale Centre (CVC), Resource Recovery Group (RRG).

2) Annual Audit Compliance Report L7799/2001/8, Dated 28 July 2025

Reports non-compliance matters during the reporting period 1/7/2024 to 30/6/2025.

3) Annual Audit Compliance Report L9238/2020/1, Dated 28 July 2025

Reports non-compliance matters during the reporting period 1/7/2024 to 30/6/2025.

4) RRG MS-517 Annual Compliance Report (27 Oct 2024 to 26 Oct 2025), Dated 7 November 2025

Required under Ministerial Statement #517 Condition 8.1 dated 30 July 1999.

Submitted to the Director of the Department of Water and Environment and Regulation (DWER) by 8 November of each year. The report indicates the extent to which the licensee has complied with the proponent commitments of the Ministerial Statement #517, and any previous conditions issued under Part IV of the Act for the Premises, during the period beginning 27 October and ending on 26 October.



Public Interest Disclosure

The Public Interest Disclosures Act 2003 facilitates the disclosure of public interest information and provides protection for those making such disclosure and those who are the subject of disclosures. The Act provides a system for the matters disclosed to be investigated and for appropriate action to be taken. There were no Public Interest Disclosure requests received during the period 2024-2025.

Capital Grants

Grant	Provider	Purpose	Amount	Year
WasteSorted Infrastructure Program	State Government	Replacement Trommel – arrived 2023	\$250,000	2021-2022
WasteSorted Infrastructure Program	State Government	FOGO Facility upgrades	\$200,000	2022-2023

Freedom of Information

The Freedom of Information Act 1992 (FOI) allows the public the right to apply for access to information held by Resource Recovery Group. The Act requires the adoption of a Freedom of Information Statement to be reviewed annually. During 2023 we undertook a review and updated our Freedom of Information Statement. The updated statement was lodged with the Office of the Information Commissioner and is also available on our website.

There were no FOI applications received during 2024-2025

Remuneration

In accordance with Regulation 19B of the Local Government (Administration) Regulations 1996 RRG is required to disclose the number of employees with an annual cash salary of more than \$130,000. The number of employees with an annual salary entitlement that falls within each band above \$130,000 is as follows:

\$140,000-\$150,000	1
\$170,000-\$180,000	1
\$180,000-\$190,000	1
\$260,000-\$270,000	1

The total remuneration package for the Acting CEO for the 2024-2025 financial year was \$214,033.

Financial Highlights and Results

Highlights

- Due to the withdrawal of both remaining members from the Regional Resource Recovery Centre and Office Accommodation Projects, the financial statements for FY2024-2025 have been prepared on a “non-going concern orderly termination of operations” basis.
- The Net Result for FY2024-25 was negative \$1.51M (-\$2.49M FY2023-24). The EBITDA result in FY2024-25 was negative \$0.38M (EBITDA \$1.21M FY2023-24). The change in EBITDA is due to write downs (impairments) of the value of assets associated with the wind up of the Canning Vale Regional Resource Recovery Project.
- Cash balances decreased by \$2.36M, to a closing balance of \$1.91M and term deposits decreased by \$0.29M, to a closing balance of \$5.13M.

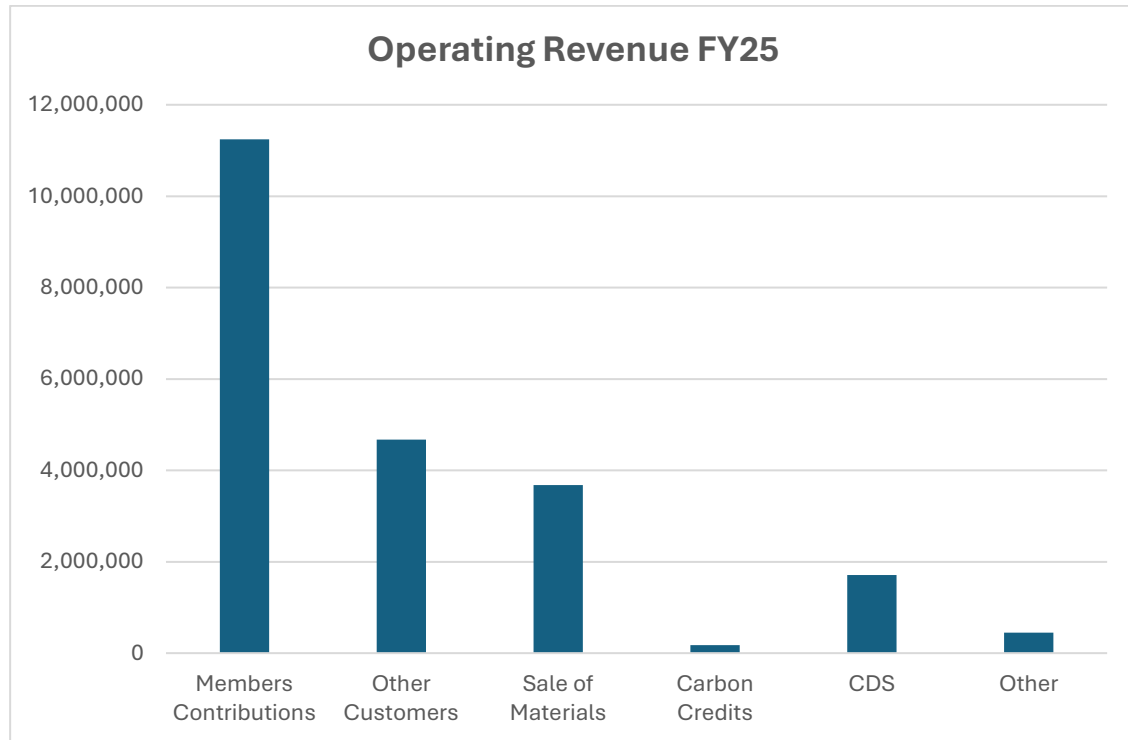
Results

	YTD ACTUAL Jun-25 (\$M)	YTD ACTUAL Jun-24 (\$M)	CHANGE
REVENUES	21.93	19.94	1.99
EXPENSES	23.43	22.42	1.01
NET RESULT	-1.51	-2.49	
ADD BACK: DEPRECIATION	3.46	3.69	-0.23
ADD BACK: LIQUIDATION ADJUSTMENT	-2.34	0	-2.34
RESULT (EBITDA)	-0.39	1.21	
CASH AND CASH EQUIVALENTS	1.91	4.27	-2.36
TERM DEPOSIT	5.13	5.42	-0.29
RESERVES	4.85	9.09	-4.24
OUTSTANDING LOANS	1.61	1.71	-0.1
NET ASSETS	6.35	11.42	

1. Statement of Comprehensive Income

1.1 Revenue

The FY25 total operating revenue was \$21.93M (\$19.94M FY24)

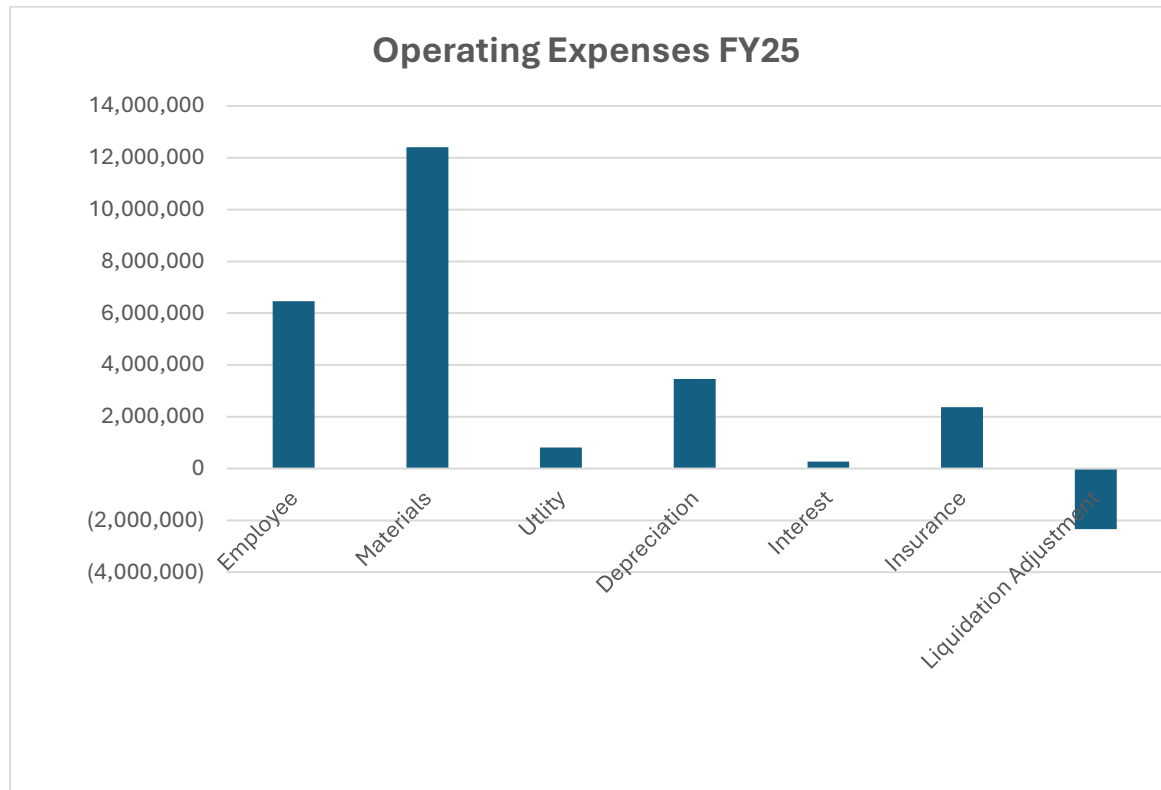


The change in revenue year on year is shown below

	Change
• Members (Contributions & Fees and Charges)	\$1.07M
• Customer Fees and Charges	\$1.37M
• Sale of Materials, CDS and Carbon Credits	(\$0.11M)
• Interest Earnings	(\$0.09M)
• Other Revenue	(\$0.24M)
• Total	\$2.0M

1.2 Expenditure

The FY25 total operating expenditure is \$23.43M (\$22.42M FY24)



The change in expenses year on year is shown below

	Change
• Employee costs	(\$1.23M)
• Materials and contracts	(\$2.00M)
• Utility	(\$0.11M)
• Depreciation	\$0.23M
• Interest Expense	\$0.03M
• Insurance	(\$0.27M)
• Liquidation Adjustment	\$2.34
Total	(\$1.01M)

1.3 Net Result for the Year

The Statement of Comprehensive Income shows a net loss of \$1.5 million.

The **EBITDA** is an alternative measure for reporting a net result. In 2025 it was a net loss of \$0.38M reconciled in the table below.

Measure	Underlying (EBITDA)		
	EBITDA stands for: Earnings before interest, taxes, depreciation & amortisation.		
Why do we use this	Underlying EBITDA is a key alternative performance measure that management uses internally to assess the financial performance by removing expenses that are irrelevant in understanding actual financial results for the year ended.		
Adjustment		FY25	FY24
	Net result	(\$1.50M)	(\$2.48M)
	Add back depreciation	\$3.46M	\$3.69M
	Add liquidation adjustment	(\$2.34M)	\$0
Result	EBITDA	(\$0.38M)	\$1.21M

2. Statement of Financial Position

- 2.1 **Cash** (note 3) \$1.91M (\$4.27M FY 24) is represented by \$1.64M cash at bank and on hand and \$0.27M non-reserve term deposits.
- 2.2 **Other financial assets** (note 4) refers to reserve term deposits of \$4.85 million and outstanding borrowings due to be repaid within 12 months \$1.61M, .
- 2.3 **Other Assets** (note 7) refers to accrued income of \$0.60M, prepayments of \$0.09M.and non-current assets held for sale of \$5.93 million
- 2.4 **Right of Use Assets** (note 10) refers to the RRRC ground lease with remaining lease payments up to 31st December 2025.
- 2.5 **Lease Liabilities** (note 10) \$0.38M (\$4.97M FY24), due to notice to terminate the lease being given.
- 2.6 **Borrowings** (note 12) balance of \$1.61M (\$1.71M FY 24), is the loan for 9 Aldous Place, Booragoon (The Office Accommodation Project). This loan will be repaid on the sale of the building.
- No new loans were raised during the year.
- 2.7 The Council's **net assets and total equity** were \$6.35M (\$11.42M FY 24). The decrease is due to Provision for the Transfer of Assets to the City of Canning \$2.78 million and impairment of existing assets..

3. Statement of Changes in Equity

- 3.1 The **accumulated deficits** balance as at 30 June 2025 is \$3.41M (\$6.14M FY24). The explanation for the decrease of \$2.73M is below;
- The net deficit result from the statement of comprehensive income of (\$1.50M).
 - Net amount of \$4.23M is transferred from the cash backed reserves.
- 3.2 The **cash-backed reserve** balance as at 30 June 2025 decreased by \$4.23M to \$4.85M (\$9.109M FY24).

The four reserve accounts at the start of the year were combined into one new reserve account called 'RRG Reserve Fund', its purpose is to 'meet the expenditure needs of transitioning and winding up of the organisation'.

- 3.3 The **revaluation surplus** as at 30 June 2025 decreased by \$3.57M to \$4.9M (\$8.47M FY24).

4. Statement of Cash Flows

- 4.1 The net decrease in the cash balances was \$2.36M.
- 4.2 The net cash used in operating activities was \$1.45M.
- 4.3 The net cash remaining after being used in investing activities is \$1.31M (\$0.19M FY 24).
- 4.4 The net cash used in financing activities (loans and leases) is \$0.60M.
- 4.4 The cash balance at the end of the financial year has decreased by \$2.36M to \$1.91M (\$4.27M FY24).

Section 2:

Financial Reports (including the independent auditor's Report)

RESOURCE RECOVERY GROUP STRATEGIC RISK REGISTER

As at 10 Dec 2025

Risk Description and Risk Rating								
Code	Risk Description	Potential Consequences	What Controls Are Currently In Place	Consequence Category	Likelihood Rating	Consequence Rating	Risk Score	Risk Rating
A01	ICT System failure	1. Increased costs 2. Loss of assets 3. Interruption to service 4. Loss of data 5. Loss of productivity	1 - Security Procedures to prevent unauthorised access, 2 - Back up procedures 3 - Recovery procedures 4 - ICT Strategic Plan 5- External IT consultant 6- Disaster Recovery Plan 7- BCP	Information Management	2	4	8	Low
A02	Fraud or Corruption (Employee or Contractors)	1. Loss of assets 2. Loss of money 3. Loss of data 4. Reputational damage 5. Legal Consequences	1- Procurement procedures 2- Supervision & transparency staff training/induction 3- Internal & external audits 4- Whistle blowing avenues 5- Code of Conduct 6- Reporting on purchasing procedure 7- Bus. Principal Statement	Management Effort	3	2	6	Low
A03	Non-Compliance (Corporate)	1. Infringement by relevant authority 2. Reputational damage	1- CEO Review of Statutory Legislation & Compliance Report Special Council Meeting 26 June 2025 2- Code of Conduct 3- Compliance Calendar/Register 4 - State Govt Legislative updates 5- Annual Compliance Audit Return	Legislative Compliance	2	3	6	Low
A05	Denial of access to ICT systems, Azure Cloud or Contractor failure	1. Interruption to service 2. Loss of data 3. Operational disruption 4. Financial loss 5. Reputational damage	1. Back up procedures 2. Recovery procedures 3. External IT consultant 4. Disaster Recovery Plan 5. BCP	Information Management	3	4	12	Medium
A06	Cyber Risk or Fraud: <i>Cyberattacks including phishing, ransomware, malware and data breaches targeting the company's ICT systems.</i>	1. Disruption to services 2. Loss of productivity 3. Financial loss 4. Data loss 5. Reputational damage 6. Legal consequences	1. Regular software updates 2. Strong password policies incl. MFA 3. Employee Cyber awareness training 4. Fortnightly vulnerability scanning and remediation 5. Access controls 6. Secure remote access (VPNs) 7. Back up procedures 8. External IT consultant 7. Disaster Recovery Plan 8. BCP	Information Management	3	4	12	Medium
BD03	Legal action for damages	1. Reputational damage 2. Increased disposal costs	1- Product liability insurance, 2- QA Procedures 3- Third party contract requirements	Reputation & Image	2	5	10	Medium
C02	Negative Publicity/Inappropriate Communications	1. Reputational damage	1- Stakeholder Relations committee being phased out, Council will then review and plan. 2- All media inquiries referred to CEO 3- Communications Plans and strategies 4 - Monitoring of social media	Reputation & Image	5	3	15	High

RESOURCE RECOVERY GROUP STRATEGIC RISK REGISTER

As at 30 Nov 2025

Risk Description and Risk Rating								
Code	Risk Description	Potential Consequences	What Controls Are Currently In Place	Consequence Category	Likelihood Rating	Consequence Rating	Risk Score	Risk Rating
FA01	Dissolution of Key ICT service provider	Unsuccessful transition	1- Service level agreements in place with Solutions+ 2- Service agreement with Network IT	Financial Implications	2	2	4	Low
FA03	Incorrect process particularly in billing and other transactions with cash and banking	1. Loss of income	1 - Staff training 2- Reconciliation performed monthly to ensure all billing has been done.	Financial Implications	3	3	9	Low
FA04	Losses Arising out of Non-payments by our Debtors	1. Loss of income	1 - Bank guarantees for contracts 2 - Debtors follow up procedure in place 3 - Credit application acceptance	Financial Implications	2	2	4	Low
FA05	Poor Cash Investment Decisions	1. Loss of income	1 - Investment Policy sets out the guidelines under which RRG can invest funds 2 - Minimum credit rating is B-	Financial Implications	2	2	4	Low
FA07	Ineffective/insufficient insurance	1. Financial implications of diminished asset/business capacity resulting in increased work costs or purchase of new assets 2. Due to our risk profile we will be unable to obtain insurance	1- External insurance broker conducts annual insurance policy reviews 2- Risk management culture 3- Property/asset valuations 4- Underwriter risk reviews 5. \$50 million limit for one event	Asset Loss	4	5	20	Extreme
FA08	Unplanned expenditure of funds	1. Financial loss 2. Lack of confidence by stakeholders	1- Regular financial reporting to managers and Council 2- Regular KPI reporting 3-Variance analysis budget to actual 4- Staff training on financial management 5- Amended Business Plan by external consultants 6- Long Term Financial Plan 7- Internal controls regarding expenditure and payments	Financial Implications	3	3	9	Low
FA09	Customer non-payment of services	1. Reduced income 2. Due to the potential incorrect treatment of GST by WARRL, RRG may have been short paid CDS payments.	1 - Accounts staff debtor follow up 2- Report on debtors overdue by 60+ days 3- RRG is now aware of potential incorrect treatment of GST by WARRL and has joined a class action against ATO.	Financial Implications	3	4	12	Medium
HR01	Loss of key personnel, tight employment market	1. Loss of knowledge 2. Increased costs to recruit appropriate replacement 3. Disruption to normal operations 4. Organisational instability	1. Internal relief and external recruitment 2. Salary remunerations are in line with industry standards 3. Succession planning for key positions 4. Performance management system in place	Management effort Knowledge loss Interruption to Services	2	4	8	Low
HR02	Low motivation / increased absenteeism of employees		1. Regular meeting with staff by supervisors and management 2. Communications/ management training for supervisors 3. Regular job process reviews by supervisors /managers 4. Staying abreast of current employment law/remuneration 5. Performance management system 6. Healthy workplace 7. Active management of leave accruals	Industrial Relations	2	4	8	Low

RESOURCE RECOVERY GROUP STRATEGIC RISK REGISTER

As at 30 Nov 2025

Risk Description and Risk Rating								
Code	Risk Description	Potential Consequences	What Controls Are Currently In Place	Consequence Category	Likelihood Rating	Consequence Rating	Risk Score	Risk Rating
FA10	Product Liability Claims and Product Recalls, Residual claims arising out of historical operations on site and sale of material	1. Financial penalties 2. Reputation impact	1. Provisions of the Deed of Surrender 2. Structural & building condition reports pre surrender 3. Asset impairment decision pre surrender 4. Equipment maintenance pre surrender	Financial Implications	3	3	9	Low
OSH01	Fatality/Serious Injury/Unacceptable frequency of injuries	Loss of knowledge Financial implications unsuccessful transition	Working from home - Policies, procedures	Safety	2	2	4	Low
S02	Ineffective Key Stakeholder Engagement	1. Lack of confidence by key stakeholders - withdrawal by member council	1- Regular Council, Committee meetings and briefing sessions plus special meetings as required 2- Regular reporting to Council/committees 3- Meetings with Politicians and State Government Officials 4- Communications Plan	Closure of RRG	2	2	4	Low
S03	Winding up of Regional Council	1. Business Continuity Financial Implications	2. Establishment Agreement , RRRR Project , WALGA 's Vision for the Future Paper, Submission sent to Review Panel , Infrastructure Panel Member , MWAC membership	Business Continuity	2	2	4	Low

RESOURCE RECOVERY GROUP
STATEMENT OF FINANCIAL ACTIVITY
FOR THE PERIOD ENDED 30 NOVEMBER 2025

	Adopted Budget Estimates (a) \$	YTD Budget Estimates (b) \$	YTD Actual (c) \$	Variance* \$ (c) - (b) \$	Variance* % ((c) - (b))/(b) %	Var.
OPERATING ACTIVITIES						
Revenue from operating activities						
Grants, subsidies and contributions	2,424,535	1,010,223	1,000,225	(9,998)	(0.99%)	▼
Fees and charges	16,761,210	6,983,838	7,162,727	178,889	2.56%	▲
Interest revenue	197,200	82,167	113,171	31,004	37.73%	▲
Other revenue	1,507,890	628,288	798,866	170,578	27.15%	▲
	20,890,835	8,704,516	9,109,056	404,540	4.65%	
Expenditure from operating activities						
Employee costs	(5,355,100)	(2,522,579)	(2,175,371)	347,208	13.76%	▲
Materials and contracts	(13,161,310)	(5,429,296)	(5,537,876)	(108,580)	(2.00%)	▼
Utility charges	(664,730)	(276,971)	(246,720)	30,251	10.92%	▲
Depreciation	(3,891,931)	(1,621,638)	(472,232)	1,149,406	70.88%	▲
Finance costs	(240,995)	(100,415)	(52,518)	47,897	47.70%	▲
Insurance	(524,570)	(218,571)	(110,313)	108,258	49.53%	▲
	(23,838,636)	(10,169,470)	(8,595,030)	1,574,440	15.48%	
Non-cash amounts excluded from operating activities	3,639,360	1,652,816	349,920	(1,302,896)	(78.83%)	▼
NET OPERATING POSITION	691,559	187,862	863,946	676,084	359.88%	
INVESTING ACTIVITIES						
Inflows from investing activities						
Proceeds from financial assets at amortised cost	99,832	99,832	49,152	(50,680)	(50.77%)	▼
	99,832	99,832	49,152	(50,680)	(50.77%)	
Outflows from investing activities						
Payments for property, plant and equipment	(88,680)	(88,680)	(29,396)	59,284	66.85%	▲
Payment to past members	(1,494,950)	(1,494,950)	(0)	1,494,950	100.00%	▲
	(1,583,630)	(1,583,630)	(29,396)	1,554,234	98.14%	
Amount attributable to investing activities	(1,483,798)	(1,483,798)	19,756	1,503,554	101.33%	
FINANCING ACTIVITIES						
Inflows from financing activities						
Transfer from reserves	1,583,630	1,583,630	29,396	(1,554,234)	(98.14%)	▼
	1,583,630	1,583,630	29,396	(1,554,234)	(98.14%)	
Outflows from financing activities						
Repayment of borrowings	(99,832)	(99,832)	(49,152)	50,680	50.77%	▲
Payments for principal portion of lease liabilities	(637,613)	(239,924)	(239,924)	0	0.00%	
	(737,445)	(339,756)	(289,076)	50,680	14.92%	
Amount attributable to financing activities	846,185	1,243,874	(259,679)	(1,503,554)	(120.88%)	
MOVEMENT IN SURPLUS OR DEFICIT						
Surplus or deficit at the start of the financial year	1,212,735	1,212,735	1,212,735	0	0.00%	
Amount attributable to operating activities	691,559	187,862	863,946	676,084	359.88%	▲
Amount attributable to investing activities	(2,354,646)	(1,483,798)	19,756	1,503,554	101.33%	▲
Amount attributable to financing activities	1,717,033	1,243,874	(259,679)	(1,503,554)	(120.88%)	▼
Surplus or deficit after imposition of general rates	1,266,681	1,160,674	1,836,757	676,084		▲

KEY INFORMATION

▲ ▼ Indicates a variance between Year to Date (YTD) Budget and YTD Actual data as per the adopted materiality threshold.

* Refer to Note 3 for an explanation of the reasons for the variance.

This statement is to be read in conjunction with the accompanying Financial Statements and Notes.

Schedule of Payments made in November 2025

EFTNumber	Payment Date	Customer/Vendor Name	Description	Total Payment Amount
4802969	03.11.25	Jani-King (WA) Pty Ltd	Cleaning	\$ 4,010.16
4802990	05.11.25	RRG Payroll Net Clearing	Payroll	\$ 120,487.11
4802991	05.11.25	Precision (Beam)	Superannuation	\$ 25,917.96
4802971	06.11.25	Asset Valuation Advisory	Consultants	\$ 7,260.00
4802972	07.11.25	City of Canning	Accommodation Lease Fees	\$ 69,643.75
4803045	16.11.25	RRG Payroll Net Clearing	Payroll	\$ 124,786.43
4802977	17.11.25	Environmental & Air Quality Consulting Pty Ltd (EAQC)	Contracted Services	\$ 2,290.20
4802988	17.11.25	Fire Protection Services WA	Fixed Plant Maintenance	\$ 8,478.91
4802986	17.11.25	WALGA-Western Australian Local Government Association	Contribution to Associations	\$ 32,014.55
4802984	17.11.25	Synergy - Electricity Retail Corporation	Electricity	\$ 453.57
4802978	17.11.25	Flick Anticimex Pty Ltd	Accommodation/Site Maintenance	\$ 937.50
4802979	17.11.25	Hays Specialist Recruitment (Australia) Pty Ltd	Relief Staff	\$ 1,120.12
4802980	17.11.25	Natsync Environmental	Accommodation/Site Maintenance	\$ 4,871.00
4802981	17.11.25	Selectro Services P/L	Accommodation/Site Maintenance	\$ 2,974.40
4802974	17.11.25	PAYG - Australian Taxation Office (ATO)	PAYG	\$ 71,620.00
4802975	17.11.25	BP Australia PL	Fuel	\$ 14,758.54
4802989	17.11.25	Channel Overseas (Australia) Pty Ltd	Product Transport Costs	\$ 19,800.00
4802987	17.11.25	Helene Pty Ltd T/as Lo-Go Appointments	Relief Staff	\$ 9,747.76
4802982	17.11.25	Sonic Health Plus	Other Employment Costs	\$ 363.00
4802983	17.11.25	Super Sweep	Accommodation/Site Maintenance	\$ 5,095.75
4802985	17.11.25	Totalenergies Marketing Australia Pty Ltd	Process Consumables	\$ 756.91
4802976	17.11.25	Cr Karen Wheatland*	Councillor Sitting Fees	\$ 3,350.83
4803048	21.11.25	Precision (Beam)	Superannuation	\$ 25,776.03
4803047	24.11.25	Vocus Pty Ltd	IT Expenses	\$ 1,757.80
4802993	24.11.25	Australian Taxation Office (ATO)	BAS	\$ 69,368.00
4803006	26.11.25	Totalenergies Marketing Australia Pty Ltd	Process Consumables	\$ 756.91
4802996	26.11.25	Con - Mech Pty Ltd	Mobile Plant Maintenance - Parts & Services	\$ 677.99
4802994	26.11.25	Eurofins ARL Pty Ltd	Quality Assurance	\$ 589.60
4803004	26.11.25	Ambius (Rentokil Initial Pty Ltd)	Accommodation/Site Maintenance	\$ 65.93
4803008	26.11.25	Winc Australia Pty Limited	Stationery	\$ 469.62
4802995	26.11.25	Bunnings Group Limited	Process Consumables	\$ 96.90
4803011	26.11.25	Coregas Pty Ltd	Process Consumables	\$ 281.42
4802998	26.11.25	HESWA -Hoisting Equipment Specialist	Workshop expenses	\$ 585.20
4803000	26.11.25	Majestic Plumbing Pty Ltd	Accommodation/Site Maintenance	\$ 396.00
4803002	26.11.25	OPS Screening & Crushing Equipment Pty Ltd	Mobile Plant Maintenance - Parts & Services	\$ 946.55
4803009	26.11.25	Work Clobber	OH & S	\$ 202.50
4803005	26.11.25	Snap Canning Vale	Stationery	\$ 557.77
4802997	26.11.25	Fujifilm Business Innovation Australia Pty Ltd	Photocopying Expenses	\$ 129.06
4803001	26.11.25	MM Electrical Merchandising	Accommodation/Site Maintenance	\$ 240.80
4803010	26.11.25	Omnicom Media Group Australia Pty Ltd (Marketforce)	Advertising & Promotion	\$ 988.68
4803003	26.11.25	PEP Transport	Postage & Courier	\$ 45.94
4803012	26.11.25	Westate Hose Supplies	Accommodation/Site Maintenance	\$ 726.25
4802999	26.11.25	Horizon West Landscape & Irrigation Pty Ltd	Accommodation/Site Maintenance	\$ 302.50
4803007	26.11.25	Water2Water Pty Ltd	Accommodation/Site Maintenance	\$ 148.40
4803013	27.11.25	Cleanaway Co Pty Ltd	Other Reuse/disposal	\$ 53,208.06
4803014	27.11.25	Remondis Go Organics Pty Ltd	FOGO Fines	\$ 87,035.69
4803021	27.11.25	Concept Wire Industries	Process Consumables	\$ 3,399.53
4803029	27.11.25	Perth Contract Hydraulics	Fixed Plant Maintenance	\$ 2,631.73
4803028	27.11.25	OTR Tyres	Mobile Plant Maintenance	\$ 1,919.29
4803020	27.11.25	CJD Equipment Pty Ltd	Mobile Plant Maintenance	\$ 12,301.21
4803042	27.11.25	Associated Laundry Services	Laundry Expenses	\$ 1,218.26
4803023	27.11.25	Environmental & Air Quality Consulting Pty Ltd (EAQC)	Contracted Services	\$ 2,290.20
4803019	27.11.25	Chivers Asphalt Pty Ltd	Accommodation/Site Maintenance	\$ 5,483.50
4803022	27.11.25	e Fire & Safety (WA)	Accommodation/Site Maintenance	\$ 3,924.80
4803043	27.11.25	Komptech Australasia Pty Ltd. (Lincom Group)	Mobile Plant Maintenance	\$ 1,749.00
4803026	27.11.25	Minter Ellison Lawyers	Legal Fees	\$ 4,904.24
4803034	27.11.25	Toyota Material Handling WA Pty Ltd	Mobile Plant Maintenance	\$ 1,263.78
4803035	27.11.25	United Equipment Pty Ltd	Mobile Plant Maintenance	\$ 4,090.77
4803036	27.11.25	WA Fasteners Pty Ltd	OH & S	\$ 1,386.00
4803040	27.11.25	Wurth Australia Pty Ltd	Mobile Plant Maintenance	\$ 1,343.84
4803037	27.11.25	Xelflex Pty Ltd	Fixed Plant Maintenance	\$ 12,341.49
4803024	27.11.25	Fox Refrigeration and Air-Conditioning	Accommodation/Site Maintenance	\$ 5,235.04
4803025	27.11.25	Haz-Ed Services	Accommodation/Site Maintenance	\$ 1,058.75
4803041	27.11.25	Hoseright	Mobile Plant Maintenance	\$ 10,501.62
4803039	27.11.25	Helene Pty Ltd T/as Lo-Go Appointments	Relief Staff	\$ 4,873.88
4803030	27.11.25	Recycling Plastics Australia Pty Ltd (RPA)	Other Reuse/disposal	\$ 4,378.44
4803031	27.11.25	SAGE Automation Pty Ltd	Fixed Plant Maintenance	\$ 7,009.75
4803033	27.11.25	Synergy - Electricity Retail Corporation	Electricity	\$ 40,988.37
4803015	27.11.25	Purearth	FOGO Fines	\$ 129,505.40
4803038	27.11.25	Urban Clean 1 Pty Ltd (Xero)	Cleaning	\$ 1,123.52
4803017	27.11.25	Wastetrans Wa	Transport Costs	\$ 174,434.77

4803027	27.11.25	Network-IT(WA) PTY LTD	IT Expenses	\$	5,995.80
4803032	27.11.25	Solutions Plus Partnership Pty Ltd	IT Expenses	\$	6,987.30
4803044	27.11.25	Telstra Limited - BPAY	Telephone	\$	6,798.35
4803016	27.11.25	Veolia Recycling & Recovery (Perth) Pty Ltd	Transport Costs	\$	43,784.51
4803018	27.11.25	Kwinana WTE Project Co P/L	Waste Disposal	\$	355,156.50
Total Payments				\$	1,634,171.69

Credit Card Transactions for November 2025					
EFT Ref	Date	Supplier Name	Expense Description		Amount
4803078	27/11/2025	Adobe	IT Expenses		309.92
4803078	26/11/2025	Zlr*fingerfood Catering	Meeting Expenses		544.25
4803078	26/11/2025	Wilson Parking	Security Expenses		1252.46
4803078	25/11/2025	Smp*southern River Mea	Special Events Expenses		23.67
4803078	26/11/2025	Jolii	Other office expenses		7.60
4803078	26/11/2025	Sitech Wa Pty Ltd	Mobile Plant Maintenance		308.00
4803078	24/11/2025	Coles Online	Special Events Expenses		201.00
4803078	25/11/2025	Coles 0332	Other office expenses		46.90
4803078	21/11/2025	Coles 0332	Other office expenses		11.90
4803078	19/11/2025	Dominos Pizza Myaree	Other office expenses		54.07
4803078	18/11/2025	Post Booragoon Post Sh	Postage & Courier		6.80
4803078	16/11/2025	Bunnings 317000	Other office expenses		119.90
4803078	17/11/2025	Wilson Parking	Security Expenses		77.00
4803078	17/11/2025	Wilson Parking	Security Expenses		49.50
4803078	17/11/2025	The Good Grocer Myar	Other office expenses		8.98
4803078	14/11/2025	Smp*myaree Lunch Bar D0	Meeting Expenses		97.27
4803078	13/11/2025	Arm Security	OH & S		73.26
4803078	12/11/2025	The Good Grocer Myar	Other office expenses		85.93
4803078	11/11/2025	Coles 0332	Other office expenses		11.90
4803078	06/11/2025	Atlas Weighing Pty L	Mobile Plant Maintenance		535.92
4803078	07/11/2025	Post Booragoon Post Sh	Postage & Courier		9.25
4803078	05/11/2025	Smp*myaree Lunch Bar D0	Other office expenses		62.50
4803078	04/11/2025	Ampol Livingston 55602	Special Events Expenses		19.00
4803078	05/11/2025	Vison Cabling System	OH & S		335.50
4803078	04/11/2025	Wilson Parking	Security Expenses		1252.46
4803078	04/11/2025	Boc Limited	Process Consumables		21.91
4803078	04/11/2025	Boc Limited	Process Consumables		21.91
4803078	03/11/2025	Subway Bannister Road	Special Events Expenses		165.00
4803078	04/11/2025	Woolworths/Nicholson Rd &	Special Events Expenses		60.00
4803078	04/11/2025	Coles 0332	Other office expenses		43.90
4803078	04/11/2025	Coles 0332	Other office expenses		9.00
4803078	03/11/2025	Charcos The Flaming Chick	Special Events Expenses		474.03
4803078	03/11/2025	Sq *delavale Electrical C	Accommodation/Site Maintenance		838.19
4803078	01/11/2025	Woolworths/Shop 51 Forest	Other office expenses		4.00
4803078	28/10/2025	Insight Call Centre	Telephone		172.84
4803078	28/10/2025	Sp The Good Guys Disco	Minor Capital Equipment/Tools		597.00
4803078	28/10/2025	Dropbox 7yh98t7r7hz	Other office expenses		184.67
4803078	28/10/2025	Fisher & Paykel Aust	Accommodation/Site Maintenance		179.00
4803078	28/10/2025	Coles 0332	Other office expenses		11.90
Credit Card Purchased - November 2025				\$	8,288.29