



REPORT



FENCED DOG EXERCISE AREA

1 July 2019 to 15 July 2019
Survey and online community feedback

Background	2
Locations	2
Costs	2
Purpose of engagement	2
Objectives	2
Engagement Actions	3
Inform	3
Consult	4
Response	5
Engagement Analysis	6
Quantitative Data	6
Qualitative Data	11
Conclusion	14
Appendix I – Engagement Materials	15

Background

A notice of motion carried at 17 July 2018 meeting concerning the construction of a fenced dog area requested a report for presentation at an Elected Members Information Session included, but not limited to:

1. Possible options for a location for a fenced dog area. Locations to be considered were John Connell Reserve, Piney Lakes Reserve, Burke Drive and others
2. An indicative cost of the project, as well as a proposal for how the project will be funded, whether it be through existing budget provisions, funding in the 2019/2020 budget or through grants.
3. A plan for consultation with Melville residents and ratepayers.

Locations

In drafting the report and recommending suitable locations from amongst the 173 parks and reserves in the City of Melville, the following matters were taken into account:

- Activities within the reserves
- Proximity to schools and/or residential areas
- Parking facilities
- Classification of reserve in relation to whether dogs are permitted, restricted or prohibited
- Facilities/events held at the reserve, e.g. BBQs and playgrounds
- Size of the reserve

After extensive research it was determined that Attadale Reserve on Burke Drive was the most suitable location. The decision was supported on the grounds that the site is currently used as an off-lead reserve dog exercise area by the community and has actually been requested for this purpose.

Costs

The estimated cost for a 900mm chain-link fence with regular pedestrian access gates was \$108,000. No grants were available for this type of project and it would have to be approved (by Council) as a new capital project request in 2020/2021.

Purpose of engagement

To engage with users of Attadale Reserve to determine levels of support for an existing dog exercise area to become fenced in one of two methods:

- Partially fenced, along the Burke Drive roadside
- Fully fenced area within Attadale Reserve approx. 25,000sqm

Objectives

To **inform** park users and local residents about the proposal by using signage on site referring them to the MelvilleTalks page.

To **consult** with park users and local residents on Melville Talks about:

- Their views on fencing the reserve
- Whether or not they support the idea
- Which of the fencing options they prefer

Engagement Actions

Inform

To **inform** park users and local residents, direct emails were sent to a random sample of Attadale residents and ratepayers along with registered dog owners inviting their participation in the project. The email contained links to both an online survey and to a dedicated engagement page on Melville Talks. Signage was also installed on site referring park users to Melville Talks.

Melville Talks contained detailed information on the engagement process; a timeline and a diagram of the two methods proposed.

Examples of the engagements methods used to inform

Melville Talks

Dog Fenced Area Survey

Do you support an existing dog exercise area at Attadale Reserve becoming fenced? Your invited to let us know!

What do I have to do?

Click the link below to take the short survey, let us know if you support the proposed fencing and which method you prefer.

The survey closes at 9.00am on Monday, 15 June 2019.

Take the survey

Visit [Melville Talks](#) to find out more about the Dog Exercise Area Community Engagement including the two methods of fencing and FAQs.

*Email sent to random sample
(See Appendix I for full version)*

Melville Talks

Dog Exercise Area

Do you support an existing dog exercise area at Attadale Reserve becoming fenced? Let us know!

GET INVOLVED ABOUT THE CONSIDERATION

Below are the proposed methods for an existing dog exercise area of Attadale Reserve to become fenced. Let us know what you think below!

- Method 1: Partial fence, along the Burke Drive roadside with a number of gates for access.
- Method 2: Full fence, along the Burke Drive roadside approximately 25 metres in and approximately 40m from Burke Drive and 30m from the roadside path. This area is an addition to the dog exercise area and will NOT restrict dogs to just the fenced area of Attadale Reserve.

Stay up to date

Sign up for Melville Talks and click the follow button, return to the website about the development with this project. After you've signed up to our website, we'll send you more about the project and when.

Sign up to our website

Timeline

- Community discussion: November 1, 2017
- Community survey opens: November 1, 2017
- Final recommendations of council: November 15, 2017
- Community discussion and survey closes: November 15, 2017
- Engagement results available: December 2017

Update

We contacted the Council for advice for comment about the proposed fenced area and she referred to the website and post forward with the original methods, which began:

"Melville spoke contacted me asking about the possibility of the City of Melville providing a dog exercise area to them (see notes provided in the screenshot). Click the link below to see the Council Minutes.

Of course, I told the City of Melville residents were having it on themselves to go to other local government areas where fenced dog exercise areas were available, which is one of their reasons for thought the project worthwhile.

Council Works

Do you support a fenced dog exercise area? Which method do you prefer?

Add Comment

*Melville Talks Engagement Page
(See Appendix I for full version)*

City of Melville

Do you support this existing dog exercise area becoming fenced?

Proposed fencing methods include:

- Method 1: Partial Fence, approximate length of the fence would be 300 metres at a cost of \$109,000.
- Method 2: Full Fence, approximate meterage of fencing required would be approximately 640 metres at a cost of \$76,800.

Let us know what you think!

Visit [www.melvilletalks.com.au/dogexercisearea](#) to share your feedback online by 9.00am on Monday, 15 July 2019. You can also access more information about the proposed fencing including answers to frequently Asked Questions (FAQs) and a timeline for the engagement. Got a question? Email melinfo@melville.wa.gov.au.

Melville Talks

*Example of infographics featured on hotspot map
(See Appendix I for full version)*


Other methods used to inform

In addition, the City advertised the engagement to the wider community via the following:

- Facebook posts published through the City of Melville Facebook account on the 1, 9 and 14th July 2019

Consult

To **consult** with park users and Attadale residents and ratepayers by inviting them to participate in an online survey made available for a 14-day period.



Dog Exercise Area


Do you support an existing dog exercise area at Attadale Reserve becoming fenced?
Let us know!

Below are the proposed fencing methods for an existing dog exercise area at Attadale Reserve:


- Method 1: Partially fenced, along the Burke Drive roadside with a number of gates for access
- Method 2: Fully fenced area within Attadale Reserve approximately 25,000sqm in size and located approximately 40m from Burke Drive and 35m from the riverside pathway.

Visit [Melville Talks](#) to find out more about this engagement.

METHOD 1: PARTIAL FENCE



METHOD 2: FULL FENCE



* 1. Do you support an existing dog exercise area at Attadale Reserve to becoming fenced?

Yes

No

Online survey

To **consult with the wider community**, the dedicated page on Melville Talks contained an online forum inviting visitors to respond to the question, *do you support a fenced dog exercise area? Which method do you prefer?*

Do you support a fenced dog exercise area? Which method do you prefer?

Add Comment

Your Comment

B I

Subscribe to Conversation

Choose a file...

Submit

Melville Talks Discussion Forum
(See Appendix I full list of responses)

La_bougette | Posted on 1st Jul 2019

Method 1 so you can still walk your dog the length of the park. Enclosed dog exercise areas make people lazy, they just open the gate and let their dog run around.

0

Karen | Posted on 1st Jul 2019

not a dog owner but either none or method 1. Stop dogs running onto the road if they get scared. Other method takes away too much space for the dogs to run in. If people don't like dogs or have phobias there is plenty of other areas to walk along the river

0

Yvonne | Posted on 1st Jul 2019

Would prefer no fencing at all but if there has to be fencing then option 1, I regularly walk my dog there off lead and have never had any issues with other dogs

0

Hazel | Posted on 12th Jul 2019

Melville Talks Discussion Forum Responses
(See Appendix I full list of responses)

Response

Online Survey Responses



1,343

EMAILS SENT



765

OPENS



412

LINK CLICKS



392

COMPLETED SURVEYS

The City of Melville sent 1,343 email invitations to a random sample of Attadale residents and ratepayers along with registered dog owners. 392 people responded to the online survey.

Community Discussion Forum Responses



1,605

UNIQUE PAGE VIEWS



617

COMMENTS



474

CONTRIBUTORS

Wider advertising resulted in 1,605 unique page views on the Melville Talks Dog Exercise Area page during the engagement period Monday, 1 July 2019 to Monday, 15 July 2019 with the open discussion board on the page receiving 617 comments from 474 contributors. 24 Comments were replies from our staff.

Response to other methods used to inform

In addition, the City advertised the engagement to the wider community via the following:

- The Facebook posts received over 90 comments.

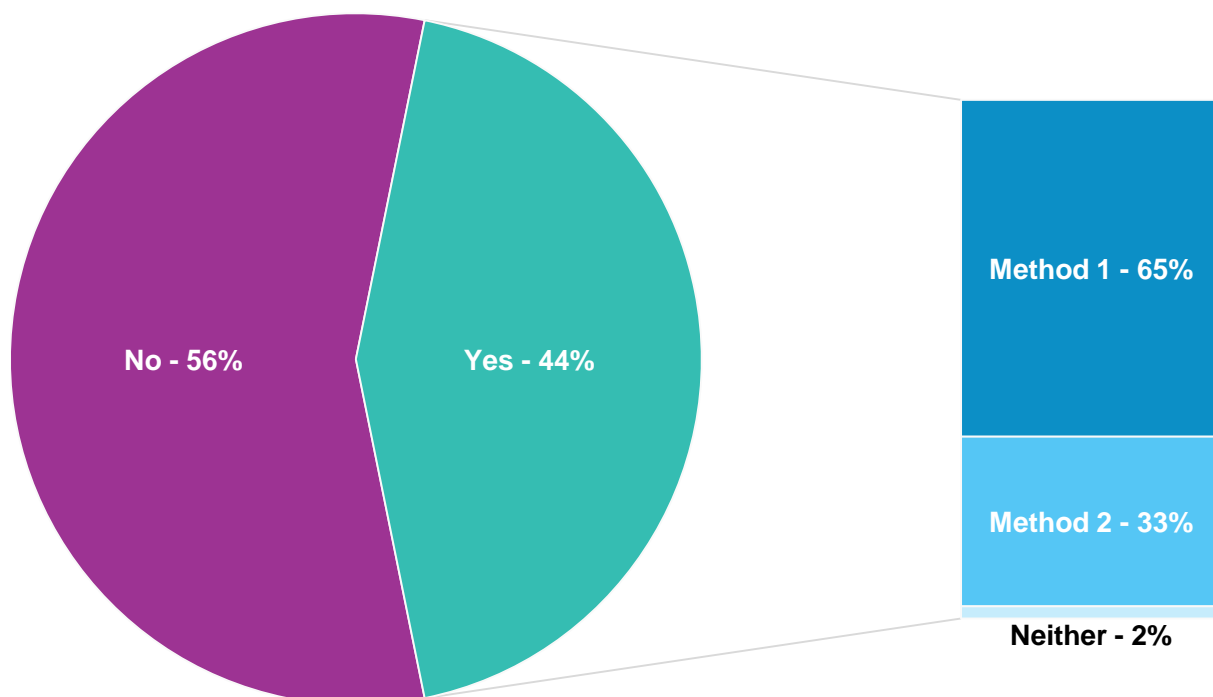
Engagement Analysis

Quantitative Data

The quantitative results of the online survey are listed below. Respondents were asked the following questions:

- Do you support an existing dog exercise area at Attadale Reserve to becoming fenced? Yes or No?
- Which method do you prefer?
 - Method 1: Partially fenced, along the Burke Drive roadside with a number of gates for access
 - Method 2: Fully fenced area within Attadale Reserve approximately 25,000sqm in size and located approximately 40m from Burke Drive and 35m from the riverside pathway.
 - None of the above
- Which is your suburb of residence?
- What is your age?
- What is your gender?
- Your household?

Results

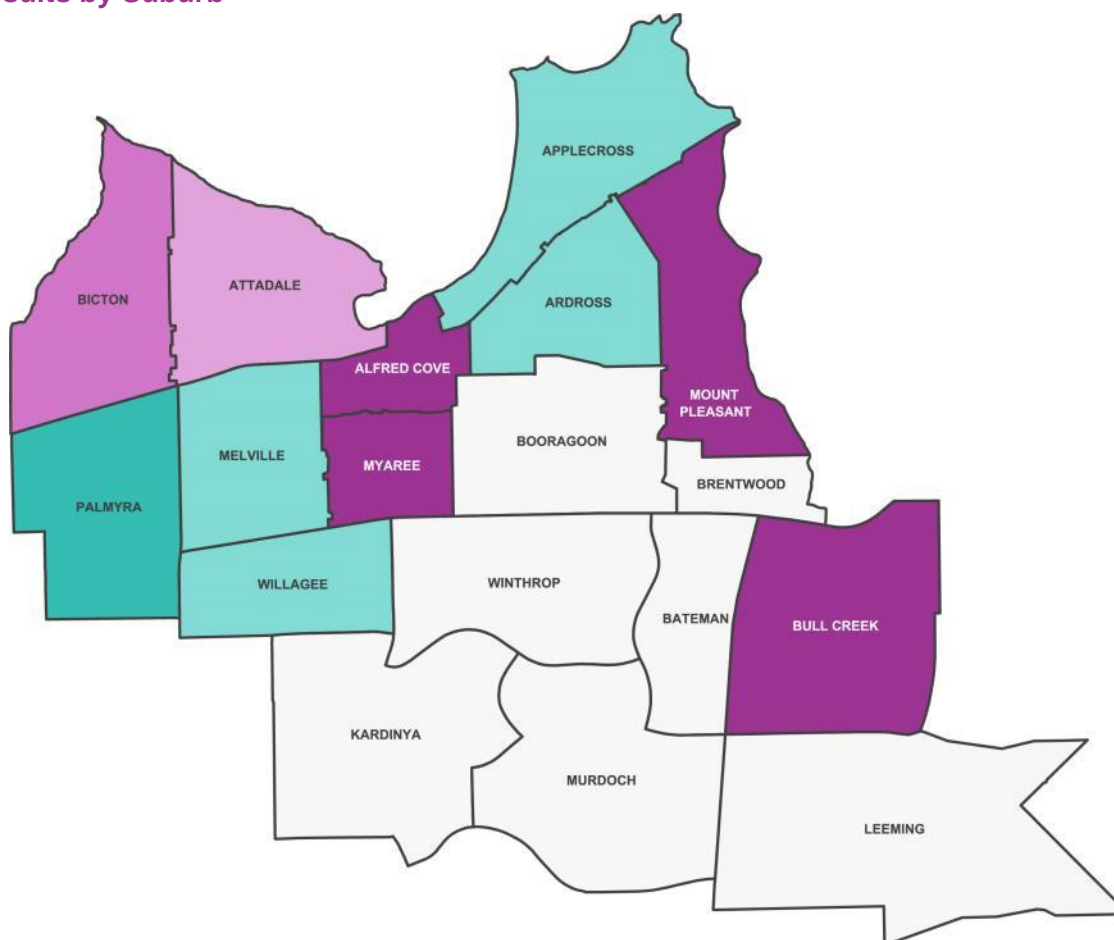


The majority of the residents (56%) do not support the proposal of fencing the existing dog exercise area at Attadale Reserve.

Of those who are supportive, 65% support Method 1 a partially fenced area; 33% support Method 2 a fully fenced area.

The graph above includes 5 respondents from non-City of Melville suburbs. They have been excluded from the rest of the analysis.

Results by Suburb



Suburbs	Not Supportive	Supportive
Alfred Cove	4 (100%)	-
Mount Pleasant	2 (100%)	-
Bull Creek	1 (100%)	-
Myaree	1 (100%)	-
Bicton	7 (77.8%)	2 (22.2%)
Attadale	199 (55.9%)	157 (44.1%)
Applecross	1 (50%)	1 (50%)
Ardross	1 (50%)	1 (50%)
Melville	2 (50%)	2 (50%)
Willagee	1 (50%)	1 (50%)
Palmyra	-	4 (100%)

Responses from most suburbs lean towards not supporting the proposal:

- 4 suburbs fully opposing the idea (100% saying 'No'); and
- 2 suburbs where majority of the residents (>50%) said 'No'.

One suburb (Palmyra) is fully supportive of the proposal.

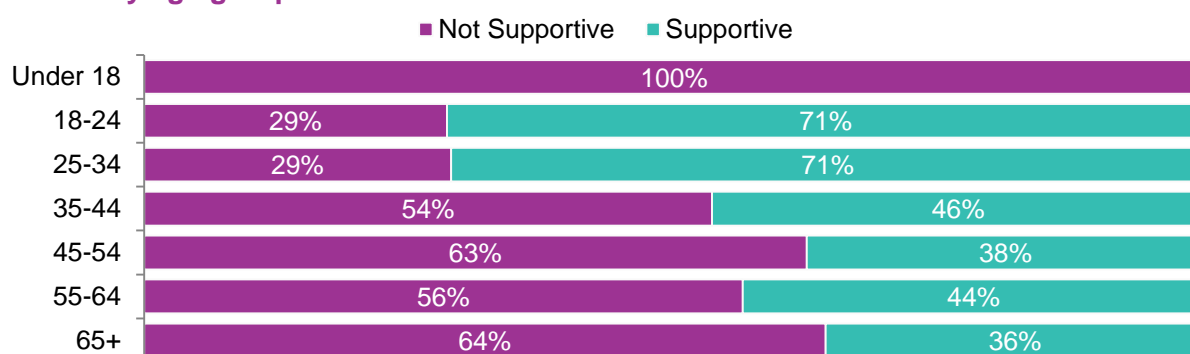
Results from respondents who support

Method 1: Partially fenced, along the Burke Drive roadside with a number of gates for access	109 (65%)
Applecross	1
Ardross	1
Attadale	99
Bicton	1
Melville	2
Palmyra	4
Willagee	1
Method 2: Fully fenced area within Attadale Reserve approximately 25,000sqm in size and located approximately 40m from Burke Drive and 35m from the riverside pathway.	55 (33%)
Attadale	55
None of the above	4 (2%)
Attadale	3
Bicton	1

Out of the respondents who support the fencing proposal:

- Only respondents from Attadale support Method 2;
- 2% picked neither of the methods; and
- All of the respondents from Applecross, Ardross, Melville, Palmyra and Willagee selected Method 1 as their preferred proposal.

Results by age group



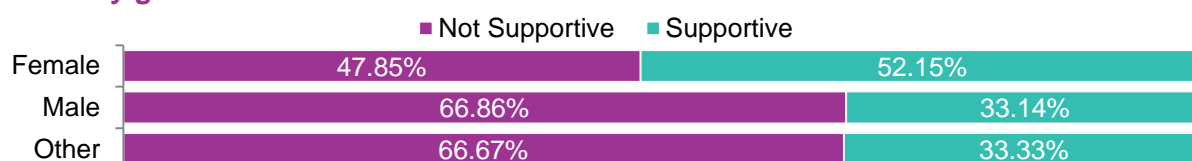
Respondents between 18 and 34 years old are more supportive of the proposal. Those under 18 are completely against it while majority of the respondents above 35 are not supportive.

Age Groups	Method 1	Method 2	Neither
18-24	4 (80%)	1 (20%)	-
25-34	20 (74.1%)	6 (22.2%)	1 (3.7%)
35-44	12 (46.1%)	14 (53.9%)	-
45-54	35 (72.9%)	12 (25%)	1 (2.1%)
55-64	23 (62.2%)	14 (37.8%)	-
65+	15 (60%)	8 (32%)	2 (8%)

Out of the respondents who support the fencing proposal:

- Respondents from most age groups favour Method 1; but
- Preference for respondents between 35 and 44 years old is more evenly distributed between Method 1 & 2.

Result by gender

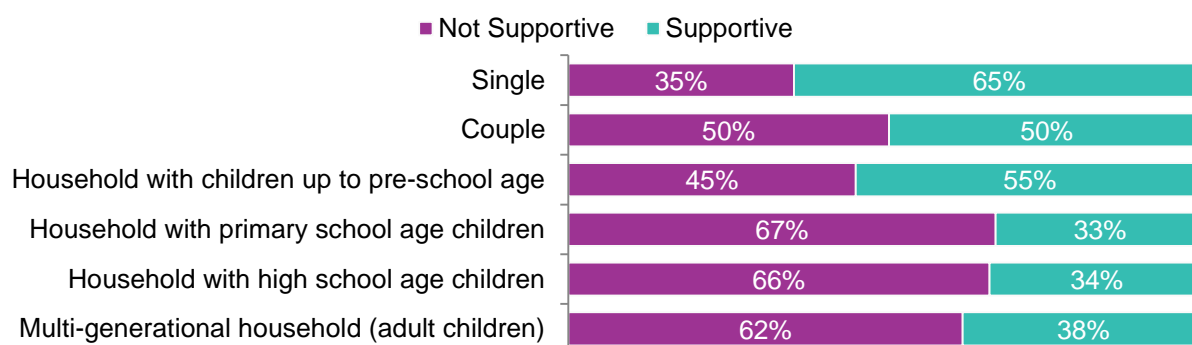


Gender	Method 1	Method 2	Neither
Female	73 (67%)	34 (31.2%)	2 (1.8%)
Male	35 (60.3%)	21 (36.2%)	2 (3.5%)
Other	1 (100%)	-	-

Women are more supportive than men with the preference of method by gender similar to the overall result i.e. prefer Method 1 over Method 2.

Result by Household

The majority of respondents in households with children are not supportive of the proposal.



Respondents who are single (regardless of age and gender) are more supportive than others. While respondents with children up to pre-school age are also more supportive:

- This group of respondents are mostly in the 25-34 age group, corresponding to the result based on age group; but
- Male in this category are not supportive (61.5% said 'No') while female are significantly more supportive (70.6% said 'Yes').

Household & Age Group	No	Yes	Total
Household with children up to pre-school age	14	17	31
25-34	4	11	15
35-44	2	4	6
45-54	4	2	6
55-64	1	-	1
65+	3	-	3

Household & Gender	No	Yes
Household with children up to pre-school age	45.2%	54.8%
Female	29.4%	70.6%
Male	61.5%	38.5%
Other	100%	0.0%

Out of the respondents who support the fencing proposal, households with primary school age children are equally supportive for both methods.

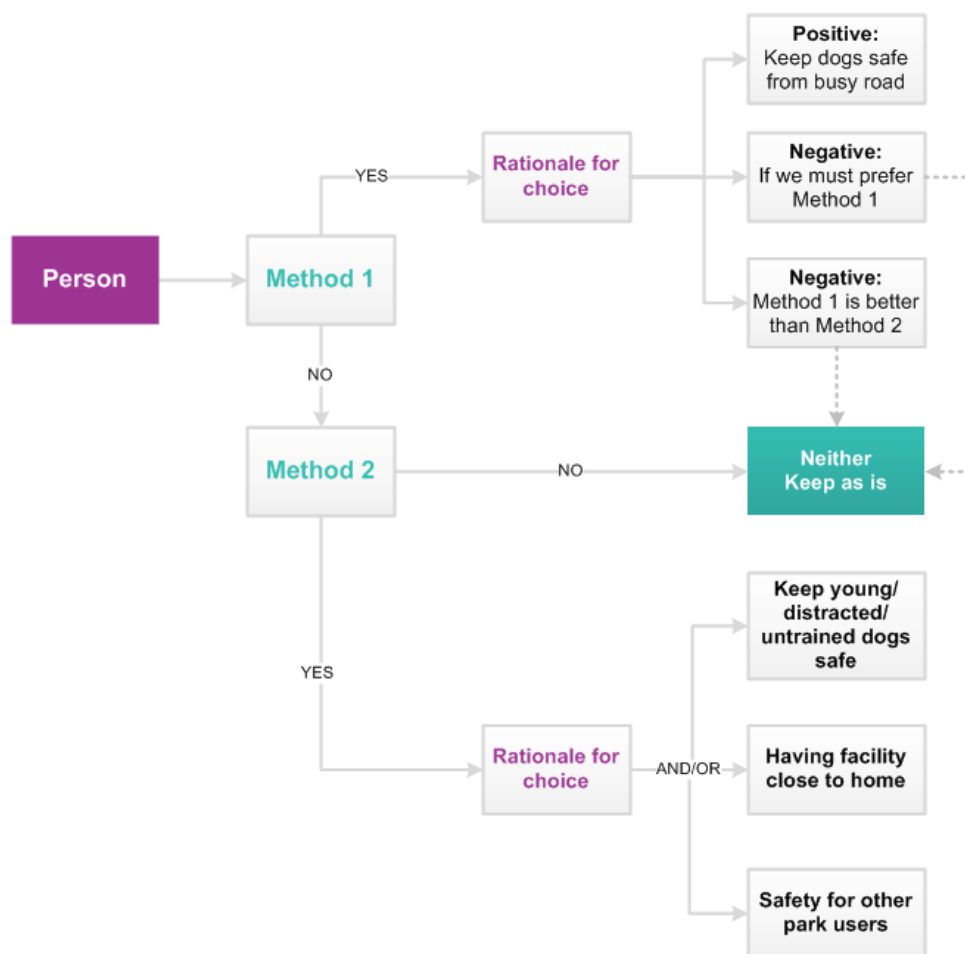
Household	Method 1	Method 2	Neither
Single	14 (70%)	5 (25%)	1 (5%)
Couple	42 (71.2%)	16 (27.1%)	1 (1.7%)
Household with Children Up to Pre-School Age	10 (58.8%)	7 (41.1%)	-
Household with Primary School Age Children	10 (47.6%)	10 (47.6%)	1 (4.8%)
Household with High School Age Children	15 (62.5%)	9 (37.5%)	-
Multi-Generational Household	18 (66.7%)	8 (29.6%)	1 (3.7%)

Qualitative Data

To consult with the wider community on their views, a discussion forum was made available on Melville Talks. The responses were uploaded and analysed using Nvivo, software for qualitative data analysis.

On this occasion, the process involved Word Frequency Queries (WFQ) to segment the data into references to Method 1 – a partially fenced area and Method 2 - a fully fenced area within the park and coding them within the context in which they occurred.

The diagram below describes how forum contributors talked about their preferences and shows their commentary as thematic responses.








Many more references to Method 1 than Method 2 were made. However, other than Method 1's noted value as a dog safety measure, most references concerned the idea of being compelled to make a choice (when they'd rather not have any fencing at all) or having made a choice on the grounds that Method 1 was a huge improvement on Method 2. At least with Method 1, they could carry on enjoying the space as they always had.

People rejecting Methods 1 and 2 clearly identified a preference for leaving things as they are.

The three main reasons people gave for selecting Method 2 included keeping young, distracted or untrained dogs safe, having this type of facility close to home as they have to go elsewhere at present and commentary from potentially non-dog owning people, about making the park safer for other users.

The table below provides direct quotations which illustrate the thematic responses.

Method	Theme	Quotation
Method One	Keep dogs safe from busy road 	<ul style="list-style-type: none"> • <i>Our family dog was hit by a car when it strayed onto Burke Drive some years ago, so I am in favour of a protective barrier.</i> • <i>Partially fenced to stop puppies running into road.</i> • <i>...it's such a great place to let our dog run free...but the hazard of the busy road with cars and bikes nearby creates stress that would be greatly reduced with such a fence.</i>
	If we must have a fence, Method One is better. 	<ul style="list-style-type: none"> • <i>Method One if it must happen, but personally...don't think there needs to be any fencing at all. Owners need to be responsible for their dog's behaviour.</i> • <i>I don't think there needs to be a fence, but if its going to happen then option [method] one, the partial fence would be better as this is one of the biggest open spaces for dogs to run...</i> • <i>I would prefer no fence. I rarely see any dogs run onto the road and if dogs are not trained they should not be off the lead. It is very nice as it is for dog walking. I would choose the partial fence Method One if anything.</i>
	Method One is a much better option than Method Two 	<ul style="list-style-type: none"> • <i>...walk my dog there daily. It is a unique space for dog owners...Enclosed exercise spaces are unattractive and my observations indicate that they condense, and so exacerbate behaviour issues – human and canine.</i> • <i>Option [method] one...the size of the park is wonderful...Dogs forced into smaller areas can become over stimulated and act like...well a dog off a leash.</i> • <i>...partial fence only, the best exercise area for km's around. The dogs have plenty of space to run and chase flying objects.</i>
Neither method	Unjustifiable project – no need for change 	<ul style="list-style-type: none"> • <i>I do not agree with any of the two proposals presented. If no other choice leave the reserve as it is currently.</i> • <i>I support no change to the existing park. My family regularly use the park, both with our dogs and without. It is a great open area and for the most part dogs and owners are responsible. I question the intent behind this proposal as it appears to have not originated from the many dog owners who regularly use this dog park.</i> • <i>I find it disturbing that the members would consider using our funds in such a way. Committing the initial and the ongoing costs of maintaining the fence in order to cage in those who use the area not to mention the visual deterrent that even the best looking fence would create seems unlikely to please anyone except the fence contractor.</i>

Method	Theme	Quotation
Method Two 	It will keep young/distracted/unt rained/small dogs safe	<ul style="list-style-type: none"> • ...method 2 for our dog. The possibility of him getting spooked and running onto the road being the main reason. • These types of enclosed park provide great [peace] of mind too - I have a dog who is friendly and well-trained but who has previously bolted due to loud unexpected noises, so enclosed parks are a great solution to avoid road accidents etc
	It will be good to have such a facility in the City of Melville	<ul style="list-style-type: none"> • ...if you are like us, our dog is not trained, as a rescue dog at an older age. He should have the right to interact with other dogs, and be safe in doing so. We attend other fully enclosed parks throughout Perth but living in the Melville area .this can be time consuming and at times inconvenient with the distances we have to travel. the area is certainly large enough to accommodate this facility without restricting other owners enjoyment. • [It's] not about Burke Drive as a dog park, but the need for an enclosed dog exercise area in the City of Melville. I have a young dog who struggles with recall due to distractions of other dogs, people and smells when she is out and I therefore do not take her to Burke Drive at all.
	It will make the park safe for other users	<ul style="list-style-type: none"> • ...option 2 would be the better of what is offered. This would reduce the runaway dogs accessing the busy Burke drive, impacts with small children, people with dog phobias or concerns , and reduce the impact on the local reserve. • To protect the surrounding reserve. To minimise dog attacks on small children To minimise the chance of stepping in dog doo. • I think there should be a full fence but it could be bigger. So many times I have had dogs running at myself or family while riding bikes on the path - dangerous. Too many owners ignore or don't control their dogs near the paths. Plus give some space back to the golf driving range that used to be there, too much space for dogs.
		<ul style="list-style-type: none"> •

Conclusion

The process of engagement provided opportunities for input from two groups of people:

- Residents and ratepayers of Attadale who were also registered dog owners
- People who use the park for recreational purposes

The first group were invited to participate through being randomly selected and invited to participate using an online survey. The second via signage on site, inviting them to visit Melville Talks and contribute to a discussion forum.

The findings from both datasets indicated that the current amenity should be retained as it is and preferably without any fencing at all, or at best, partial fencing, to keep dogs safe from traffic.

With respect to the fully fenced option within the park, far less support was indicated both quantitatively and qualitatively because, according to most participants, it would detract from the value of the park which lies in its extensiveness and location.

Whilst some could see the benefit of a fully fenced area for young or untrained dogs, or as a way of keeping children and cyclists safe from energetic animals, debate about whether this would be a good or bad thing for pets was contested.

Appendix I – Engagement Materials

Email sent to Random Sample

[View this email in your browser](#)



Dog Fenced Area Survey

Do you support an existing dog exercise area at Attadale Reserve becoming fenced? You're invited to let us know!

What do I have to do?

Click the link below to take the short survey, let us know if you support the proposed fencing and which method you prefer.

The survey closes at 9.00am on Monday, 15 June 2019.

[Take the survey](#)

Visit [Melville Talks](#) to find out more about the Dog Exercise Area Community Engagement including the two methods of fencing and FAQs.

Copyright © 2019 City of Melville, All rights reserved.

Want to change how you receive these emails?
You can [update your preferences](#) or [unsubscribe from this list](#).

Melville Talks Dog Exercise Area Engagement Page – Get involved

Dog Exercise Area

Do you support an existing dog exercise area at Attadale Reserve becoming fenced? Let us know!

[+ Follow](#)

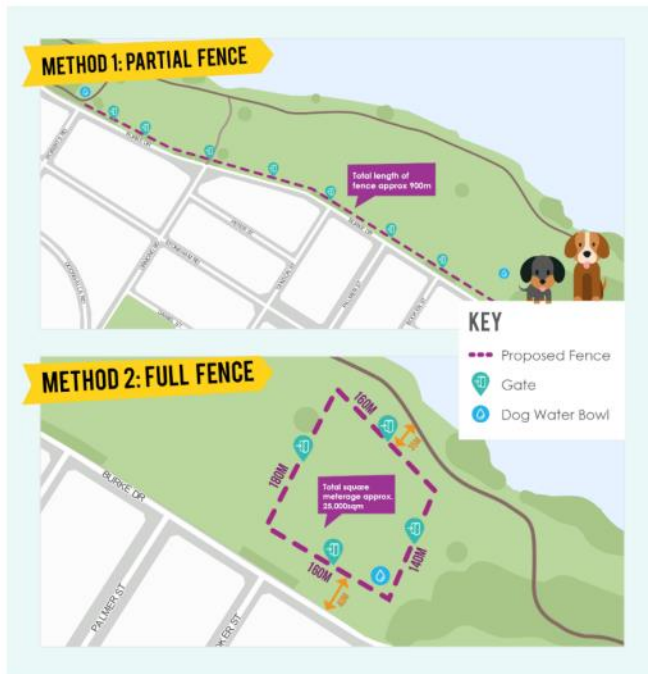


Melville Talks Community Home / Dog Exercise Area

[GET INVOLVED](#) [ABOUT THE CONSULTATION](#)

Below are the proposed methods for an existing dog exercise area at Attadale Reserve to become fenced, let us know what you think below!

- Method 1: Partially fenced, along the Burke Drive roadside with a number of gates for access
- Method 2: Fully fenced area within Attadale Reserve approximately 25,000sqm in size and located approximately 40m from Burke Drive and 35m from the riverside pathway. **This area is an addition to the dog exercise area and will NOT restrict dogs to just the fenced area at Attadale Reserve.**



Update

We contacted the Councillor Robins for comment about the proposed fenced area and she referred to the rationale she put forward with her original motion, which begins:

"...residents have contacted me asking about the possibility of the City of Melville providing a dog exercise area as there are none provided in the local area." Click the link below to see the Council Minutes.

Cr Robins told us that City of Melville residents were taking it on themselves to go to other local government areas where fenced dog exercise areas were available, which is one of the reasons she thought the project worthwhile.

[Council Minutes](#)

Do you support a fenced dog exercise area? Which method do you prefer?

[Add Comment](#)

Stay up to date

Sign up to Melville Talks and click the follow button above to be notified about key developments with this project. Alternatively sign up to our eNews to find out more about this project and others.

[Sign up to our eNews](#)

Timeline

- ✓ **Community discussion**
Monday, 1 July 2019
- ✓ **Community survey opens**
Monday, 1 July 2019
Sent to random sample of Attadale residents/ratepayers and registered dog owners
- ✗ **Community discussion and survey closes**
9am on Monday, 15 July 2019
- ✗ **Engagement results available**
July 2019

[See less](#)

Melville Talks Dog Exercise Area Engagement Page – About the consultation

Dog Exercise Area

Do you support an existing dog exercise area at Attadale Reserve becoming fenced? Let us know!

+ Follow



Melville Talks Community Home / Dog Exercise Area

GET INVOLVED ABOUT THE CONSULTATION

Background

A notice of motion carried at 17 July 2018 meeting concerning the construction of a fenced dog area requested a report for presentation at an Elected Members Information Session included, but not limited to:

1. Possible options for a location for a fenced dog area. Locations to be considered were John Connell Reserve, Piney Lakes Reserve, Burke Drive and others
2. An indicative cost of the project, as well as a proposal for how the project will be funded, whether it be through existing budget provisions, funding in the 2019/2020 budget or through grants.
3. A plan for consultation with Melville residents and ratepayers.

Council Minutes

Determining a location

In drafting the report and recommending suitable locations from amongst the 173 parks and reserves in the City of Melville, the following matters were taken into account:

- Activities within the reserves
- Proximity to schools and/or residential areas
- Parking facilities
- Classification of reserve in relation to whether dogs are permitted, restricted or prohibited
- Facilities/events held at the reserve, e.g. BBQs and playgrounds
- Size of the reserve

After extensive research it was determined that 172 of these locations were unsuitable and that the only option was Attadale Reserve on Burke Drive. The decision was supported on the grounds that the site is currently used as an off-lead reserve dog exercise area by the community and has actually been requested for this purpose.

Costs

The estimated cost for a 900mm chain-link fence with regular pedestrian access gates was \$108,000. No grants were available for this type of project and it would have to be approved (by Council) as a new capital project request in 2020/2021.

Who is being consulted?

We are consulting with users of Attadale Reserve to determine levels of support for an existing dog exercise area to become fenced in one of two methods:

- Partially fenced, along the Burke Drive roadside
- Fully fenced area within Attadale Reserve approx. 25,000sqm

How can people get involved?

Direct emails will be sent to a random sample of Attadale residents and registered dog owners to ask for their feedback via a survey.

On Melville Talks, the community can join a discussion on which option they prefer, if any.

What will happen with the information from the survey and online discussion?

The information gained from community engagement will determine levels of support for an existing dog exercise area at Attadale Reserve to become fenced and what the community preference is for their method of fencing. The information will be given to council to determine if the project will be approved as a new capital project request in 2020/2021.

FAQ

? Can I have a fenced dog exercise area in my suburb?

? Is this project guaranteed to go ahead?

? What type of fence is proposed to be installed?

? What would this project cost to install?

? If approved, where would the funding come from?

? Will there be a dedicated large dog and a small dog exercise area?

? Will there be play equipment / dog agility equipment available?

? What facilities will be available at the fenced dog exercise area?

? The fence is only proposed to be 900mm high. My dog is able to jump higher than that and may be able to escape.

? If the project gets approved, when will it be built?

? Will fencing this area with either Option 1 or Option 2 increase the amount of dog excreta on the reserve?

Stay up to date

Sign up to Melville Talks and click the follow button above to be notified about key developments with this project. Alternatively sign up to our eNews to find out more about this project and others.

Sign up to our eNews

Timeline

- ✓ Community discussion
Monday, 1 July 2019
- ✓ Community survey opens
Monday, 1 July 2019
Sent to random sample of Attadale residents/ratepayers and registered dog owners
- ✚ Community discussion and survey closes
9am on Monday, 13 July 2019
- ✚ Engagement results available
July 2019

See less

Melville Talks Dog Exercise Area Engagement Page – FAQs

Can I have a fenced dog exercise area in my suburb?

As per a Council Resolution in July 2018, City Officers were requested to research an area which would be appropriate to either fully or partial fence for a dog exercise area. All 173 parks and reserves within the City of Melville were assessed and the following were considered:

- Any activities that may take place within the reserve
- Proximity to schools and / or residential areas
- Adequate parking facilities
- The classification of the reserve in relation to whether dogs are permitted, restricted or prohibited
- Facilities / Events held at the reserve ie: BBQs and playgrounds
- Size of the reserve

After considering the above for all reserves, the following was noted (some reserves fell into more than one category):

- 30 reserves have BBQ / picnic facilities
- 124 reserves have childrens playgrounds
- 44 reserves regularly hold sporting events
- 35 reserves are either dog prohibited and / or restricted

This left 40 possibly suitable reserves. Of these 40 only 2 reserves were deemed to have suitable parking available.

This does not mean other reserves cannot be assessed in the future.

Is this project guaranteed to go ahead?

No funding is currently available for this project. Feedback from the community will be presented to Council at the August 2019 meeting. Council are then required to decide if this project should proceed.

Should this project receive approval from Council, funding will need to be made available in the 2020-2021 budget.

No grants area available for this type of project.

What type of fence is proposed to be installed?

The fence will be 900mm high and be black powder-coated chain-link fence. This fence will also include regular pedestrian access gates.

What would this project cost to install?

Should either option be approved by Council, the costs of installing the fence will be approximately \$120.00 per metre.

Should "Option 1" (partial fence along Burke Drive roadside) be the preferred option and approved by Council, the approximate length of the fence would be 900 metres. This would cost \$108,000.

Should "Option 2" (fully fenced area) be the preferred option and approved by Council, the approximate meterage of fencing required would be approximately 640 metres. This would cost \$76,800.

Additional costs of approximately \$2,000 to install another drinking fountain would also be added.

If approved, where would the funding come from?

No grants are available for this type of project. If approved, funding would be included as a new capital project request within the 2020-2021 financial year budget.

Will there be a dedicated large dog and a small dog exercise area?

All dogs will be able to utilise the dog fenced area, however, the area will not be divided into separate areas for big and / or small dogs.

Will there be play equipment / dog agility equipment available?

This project will not include any types of play or agility equipment.

What facilities will be available at the fenced dog exercise area?

The City will provide an additional drinking fountain at the opposite end of the reserve (should Option 1 be selected), or inside the fully fenced area (should Option 2 be selected).

The fence is only proposed to be 900mm high. My dog is able to jump higher than that and may be able to escape.

The proposed fencing projects are designed to assist in containing the animal. All owners of animals are required to have their dog under effective control at all times. This means, if the owner calls the dog, the dog must respond at all times.

If the project gets approved, when will it be built?

Funding would need to be secured within the 2020-2021 budget. If approved, construction should commence within the 2020-2021 financial year.

Will fencing this area with either Option 1 or Option 2 increase the amount of dog excreta on the reserve?

The area is currently used as an exercise area, so the City is not expecting any increase in the amount of excreta. Several "dog poo" bins will also be placed within the area for responsible owners to clean up after their dog.

On site signage



City of
Melville

Do you support this existing dog exercise area becoming fenced?

Proposed fencing methods include:

- **Method 1: Partial Fence**, approximate length of the fence would be 900 metres at a cost of \$108,000.
- **Method 2: Full Fence**, approximate meterage of fencing required would be approximately 640 metres at a cost of \$76,800.

Let us know what you think!

Visit www.melvilletalks.com.au/dogexercisearea to share your feedback online by **9.00am on Monday, 15 July 2019**. You can also access more information about the proposed fencing including answers to Frequently Asked Questions (FAQs) and a timeline for the engagement. Got a question? Email melinfo@melville.wa.gov.au

MelvilleTalks





METHOD 1: PARTIAL FENCE

Total length of fence approx 900m

METHOD 2: FULL FENCE

Total square meterage approx 25,000sqm

KEY

- Proposed Fence
- 🚪 Gate
- 🐕 Dog Water Bowl

Facebook Post on City of Melville Facebook Page

1 July 2019



City of Melville

July 1 at 9:00 AM · 🌐



Have your say on the dog exercise area at Attadale Reserve. Would you like to see it enclosed or not? Tell us what you think by heading to www.melvilletalks.com.au/dogexercisearea Share your thoughts by 9am Mon 15 July

METHOD 1: PARTIAL FENCE

Total length of fence approx 100m

METHOD 2: FULL FENCE

Total approx meterage approx 33,000m

KEY

- Proposed Fence
- Gate
- Dog Water Bowl

SHARE YOUR FEEDBACK

City of Melville
Government Organization

[Learn More](#)

👍 20

78 Comments 9 Shares

Facebook Post on City of Melville Facebook Page

9 July 2019



City of Melville

July 9 at 1:30 PM · 🌐



Have your say on the dog exercise area at Attadale Reserve. Would you like to see it enclosed or not? Tell us what you think by heading to www.melvilletalks.com.au/dogexercisearea. Share your thoughts by 9am Mon 15 July

METHOD 1: PARTIAL FENCE

Total length of fence approx 100m

METHOD 2: FULL FENCE

Total square metreage approx. 25,000sqm

KEY

- Proposed Fence
- ⓧ Gate
- ⓓ Dog Water Bowl

SHARE YOUR FEEDBACK

City of Melville
Government Organization

[Learn More](#)

👍👎 8

18 Comments 2 Shares

Facebook Post on City of Melville Facebook Page

14 July 2019



City of Melville

July 14 at 1:30 PM · 🌐



ONE MORE DAY! Have your say on the dog exercise area at Attadale Reserve. Would you like to see it enclosed or not? Tell us what you think by heading to www.melvilletalks.com.au/dogexercisearea. Share your thoughts by 9am Mon 15 July

METHOD 1: PARTIAL FENCE

Total length of fence approx 100m

METHOD 2: FULL FENCE

Total square metreage approx 21,000sqm

KEY

- Proposed Fence
- Gate
- Dog Water Bowl

SHARE YOUR FEEDBACK

👍 1

3 Shares