



City of
Melville
Libraries

Quick Guide to Comics Plus

Getting started with free eComics,
graphic novels and manga from
Comics Plus, powered by LibraryPass



Not a library member? Join online at
www.melvillecity.com.au/elibrary

Looking for more?

We've got lots of great free online resources.
Talk to a library staff member or visit
www.melvillecity.com.au/elibrary



Comics Plus

eComics, graphic novels and manga

Step 1: Getting Started

You'll need your library card number and PIN.

- **On your mobile device:**

Go to the App Store or Google Play Store and install the free **Comics Plus** app onto your device. Once installed, open the app and search for "**Melville**", then select either the **Children's Collection** or the **Full Collection**.

- **On your computer, visit:**

- <https://cityofmelvillelibrarieswachild.librarypass.com>
to access the **Children's Collection** (covers ages 5-14)
- <https://cityofmelvillelibrarieswafc.librarypass.com>
to access the **Full Collection** (covers ages 5-18+)

Step 2: Log In

Enter your library card number and PIN, then tap or click **Log In**.

Step 3: Find an eComic or Graphic Novel



Search, browse and discover.

Step 4: Start Reading

To read a comic through the app, tap its image then select:

- **Stream Now** to start reading
- **Download Now** to save a copy to your device
- **Add to My Shelf** to save it for later.

To read using the website, select a title and then click:

-  to start reading
-  to save the title to your shelf for later.

Looking for more information?

For support, visit <https://support.librarypass.com>

Phone us on **08 9364 0115** or email library@melville.wa.gov.au



FAQs

Frequently Asked Questions about Comics Plus

How many titles can I borrow?

With Comics Plus, you can read an unlimited number of eComics, graphic novels and manga.

How long is the borrowing period?

As long as you like! Titles will remain on your shelf indefinitely, until you decide to remove them.


How do I remove an item from my shelf?

Go to your shelf, and then select the title you'd like to remove.

If you're using the app, tap:

- **Delete File** to remove the download from your device (this option will only appear if you've downloaded the title)
- **Remove from Shelf** to remove the title from your shelf.

If you're using the website, click:

-  to remove the item from your shelf.

What's the difference between the Children's Collection and the Full Collection?

The children's collection features content for kids aged five to fourteen. Titles for older children could be equivalent to a more intense PG-rated film.

The full collection features all of the titles from the children's collection, plus more mature content similar to what you might find in an R-rated movie or prestige TV show.

