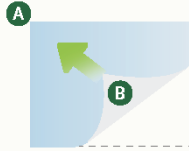


Follow these steps to line your kitchen caddy with newspaper instead of using a liner, or in addition, to help soak up liquids:

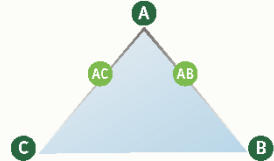
1 Stack 3 or 4 sheets of newspaper together



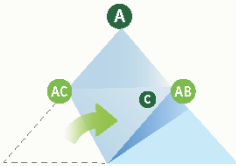
2 Fold **point B** to **point A**



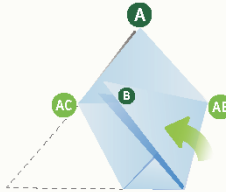
3 ...creating a triangle shape



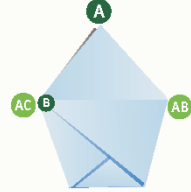
4 Bring **point C** of the triangle to **point AB**



5 Fold **point B** over to meet **point AC**



6 ...creating a pentagon shape



7 Split apart the top flap (**point A**) and fold down both sides



8 ...creating a paper pouch



9 Spread the sides of your paper pouch apart and place into your kitchen caddy



To find out what goes in which bin, visit recycleright.wa.gov.au