

Compostable Liners for your Kitchen Caddy

update

Due to the closure of all our facilities we are now unable to provide residents with compostable FOGO liners. Please use alternative methods listed below or purchase them.

Compostable liners can be purchased from:

- Woolworths, Coles, FoodWorks or Bunnings
- Ordered online from Compost-A-Pak, Cardia Bioproducts or BiobagWorld

Always use compostable liners, not biodegradable, and remember to never use a plastic bag. Compostable liners have these logos and the certified Australian Composting Standard numbers: AS4736 & HC5810.



How can I make my compostable liners last longer?

The average use of a liner before changing it is three to four days. So by using three per week = 25 weeks per roll of 75 liners.

Moisture can make them compost faster so place newspaper or used paper towel at the bottom of your liner if your food scraps are wet. Store your liners in a cool and dry spot away from heat and sunlight.

Do I have to use compostable liners?

No. Food scraps can go straight into your caddy or FOGO bin. You can rinse the caddy out after washing up the dishes or wrap food scraps in newspaper which is totally acceptable as well.

You can even make an origami liner which would be a great project for the kids. Instructions on back.

Can I use my compostable liners for dog and cat poo?

No. The liners are designed for your kitchen caddy and for food scraps only. Pet poo and kitty litter can go straight into your FOGO bin or you can buy compostable pet poo bags from:

- Woolworths, Coles, Bunnings and Petbarn or check your local pet store
- Order online from Compost-A-Pak, Cardia Bioproducts or Biobagworld as examples
- You can set up a pet poo composter at home such as the EnsoPet or Bokashi system

In the future, will the City of Melville continue to provide compostable liners?

Yes. The allocation per household will remain and as usual, you can only collect one roll per visit as the liners have a limited shelf life. Please remember, the average use is three liners per week which is enough for 25 weeks per roll. We will notify you when there are updates.

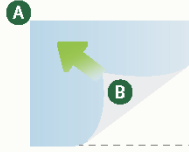
For all of your other waste services, it remains business as usual so your general waste, recycling and FOGO bins will still be collected.

Follow these steps to line your kitchen caddy with newspaper instead of using a liner, or in addition, to help soak up liquids:

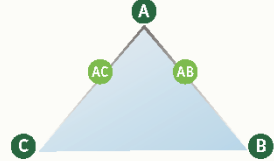
- 1** Stack 3 or 4 sheets of newspaper together



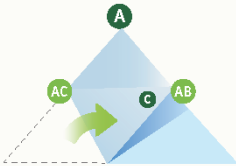
- 2** Fold **point B** to **point A**



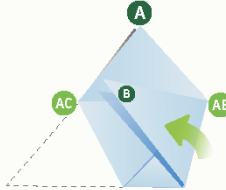
- 3** ...creating a triangle shape



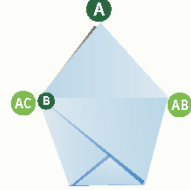
- 4** Bring **point C** of the triangle to **point AB**



- 5** Fold **point B** over to meet **point AC**



- 6** ...creating a pentagon shape



- 7** Split apart the top flap (**point A**) and fold down both sides



- 8** ...creating a paper pouch



- 9** Spread the sides of your paper pouch apart and place into your kitchen caddy



To find out what goes in which bin, visit recycleright.wa.gov.au